

# Deep C

by Olve Maudal



<http://www.noaanews.noaa.gov/stories2005/images/rov-hercules-titanic.jpg>

Programming is hard. Programming correct C is particularly hard. Indeed, it is uncommon to see a screenful containing only well defined and conforming code. Why do professional programmers write code like this? Because most programmers do not have a deep understanding of the language they are using. While they sometimes know that certain things are undefined or unspecified, they often do not know why it is so.

In this talk we will study small code snippets in C, and use them to discuss some of the fundamental building blocks, limitations and underlying design philosophies of this wonderful but dangerous programming language.

A 50 minute session at Scandinavian Developer Conference 2013  
Tuesday, March 5, 2013





# Exercise

What do you think this code snippet might print if you compile, link and run it in your development environment?

foo.c

```
#include <stdio.h>

int main(void)
{
    int v[] = {0,2,4,6,8};
    int i = 1;
    int n = i + v[++i] + v[++i];
    printf("%d\n", n);
}
```

# Exercise

What do you think this code snippet might print if you compile, link and run it in your development environment?

foo.c

```
#include <stdio.h>

int main(void)
{
    int v[] = {0,2,4,6,8};
    int i = 1;
    int n = i + v[++i] + v[++i];
    printf("%d\n", n);
}
```

On my computer (Mac OS 10.8.2, gcc 4.2.1, clang 4.1, icc 13.0.1):

# Exercise

What do you think this code snippet might print if you compile, link and run it in your development environment?

foo.c

```
#include <stdio.h>

int main(void)
{
    int v[] = {0,2,4,6,8};
    int i = 1;
    int n = i + v[++i] + v[++i];
    printf("%d\n", n);
}
```

On my computer (Mac OS 10.8.2, gcc 4.2.1, clang 4.1, icc 13.0.1):

```
$ gcc foo.c && ./a.out
```

# Exercise

What do you think this code snippet might print if you compile, link and run it in your development environment?

foo.c

```
#include <stdio.h>

int main(void)
{
    int v[] = {0,2,4,6,8};
    int i = 1;
    int n = i + v[++i] + v[++i];
    printf("%d\n", n);
}
```

On my computer (Mac OS 10.8.2, gcc 4.2.1, clang 4.1, icc 13.0.1):

```
$ gcc foo.c && ./a.out
12
```

# Exercise

What do you think this code snippet might print if you compile, link and run it in your development environment?

foo.c

```
#include <stdio.h>

int main(void)
{
    int v[] = {0,2,4,6,8};
    int i = 1;
    int n = i + v[++i] + v[++i];
    printf("%d\n", n);
}
```

On my computer (Mac OS 10.8.2, gcc 4.2.1, clang 4.1, icc 13.0.1):

```
$ gcc foo.c && ./a.out
12
$ clang foo.c && ./a.out
```



# Exercise

What do you think this code snippet might print if you compile, link and run it in your development environment?

foo.c

```
#include <stdio.h>

int main(void)
{
    int v[] = {0,2,4,6,8};
    int i = 1;
    int n = i + v[++i] + v[++i];
    printf("%d\n", n);
}
```

On my computer (Mac OS 10.8.2, gcc 4.2.1, clang 4.1, icc 13.0.1):

```
$ gcc foo.c && ./a.out
12
$ clang foo.c && ./a.out
11
```

# Exercise

What do you think this code snippet might print if you compile, link and run it in your development environment?

foo.c

```
#include <stdio.h>

int main(void)
{
    int v[] = {0,2,4,6,8};
    int i = 1;
    int n = i + v[++i] + v[++i];
    printf("%d\n", n);
}
```

On my computer (Mac OS 10.8.2, gcc 4.2.1, clang 4.1, icc 13.0.1):

```
$ gcc foo.c && ./a.out
12
$ clang foo.c && ./a.out
11
$ icc foo.c && ./a.out
```

# Exercise

What do you think this code snippet might print if you compile, link and run it in your development environment?

foo.c

```
#include <stdio.h>

int main(void)
{
    int v[] = {0,2,4,6,8};
    int i = 1;
    int n = i + v[++i] + v[++i];
    printf("%d\n", n);
}
```

On my computer (Mac OS 10.8.2, gcc 4.2.1, clang 4.1, icc 13.0.1):

```
$ gcc foo.c && ./a.out
12
$ clang foo.c && ./a.out
11
$ icc foo.c && ./a.out
13
```

foo.c

```
#include <stdio.h>

int main(void)
{
    int v[] = {0,2,4,6,8};
    int i = 1;
    int n = i + v[++i] + v[++i];
    printf("%d\n", n);
}
```

Let's add some flags for better diagnostics.

foo.c

```
#include <stdio.h>

int main(void)
{
    int v[] = {0,2,4,6,8};
    int i = 1;
    int n = i + v[++i] + v[++i];
    printf("%d\n", n);
}
```

Let's add some flags for better diagnostics.

foo.c

```
#include <stdio.h>

int main(void)
{
    int v[] = {0,2,4,6,8};
    int i = 1;
    int n = i + v[++i] + v[++i];
    printf("%d\n", n);
}
```

On my computer (Mac OS 10.8.2, gcc 4.2.1, clang 4.1, icc 13.0.1):

```
$ gcc -std=c99 -O -Wall -Wextra -pedantic foo.c && ./a.out
12
$ clang -std=c99 -O -Wall -Wextra -pedantic foo.c && ./a.out
11
$ icc -std=c99 -O -Wall -Wextra -pedantic foo.c && ./a.out
13
```

It is important to understand that C (and C++) are not really high-level languages compared to most other common programming languages.

They are more like just portable assemblers where you have to appreciate the underlying architecture to program correctly. This is reflected in the language definition and in how compiler deals with “incorrect” code.

Without a deep understanding of the language, its history, and its design goals, you are doomed to fail.

<http://www.slideshare.net/olvemaudal/deep-c>

Email Favorite Save Collect leads Embed

# Deep C (and C++)

by Olve Maudal and Jon Jagger



Programming is hard. Programming correct C and C++ is particularly hard. Indeed, both in C and certainly in C++, it is uncommon to see a screenful containing only well defined and conforming code. Why do professional programmers write code like this? Because most programmers do not have a deep understanding of the language they are using. While they sometimes know that certain things are undefined or unspecified, they often do not know why it is so. In these slides we will study small code snippets in C and C++, and use them to discuss the fundamental building blocks, limitations and underlying design philosophies of these wonderful but dangerous programming languages.

October 2011

1 / 445

374071 views

374K views

**Deep C**  
by Olve Maudal on Oct 10, 2011 Edit

Programming is hard. Programming correct C and C++ is particularly hard. Indeed, both in C and certainly in C++, it is uncommon to see a screenful containing only well defined and conforming code. Why do

1.7k  
Like  
925  
Tweet  
148  
Share  
+1  
Pin it  
WordPress



www.Cplusplus.info



www.Cplusplus.info



```
#include <stdio.h>

void foo(void)
{
    int a = 3;
    ++a;
    printf("%d\n", a);
}

int main(void)
{
    foo();
    foo();
    foo();
}
```

```
#include <stdio.h>

void foo(void)
{
    int a = 3;
    ++a;
    printf("%d\n", a);
}

int main(void)
{
    foo();
    foo();
    foo();
}
```

```
#include <stdio.h>

void foo(void)
{
    int a = 3;
    ++a;
    printf("%d\n", a);
}

int main(void)
{
    foo();
    foo();
    foo();
}
```

4  
4

```
#include <stdio.h>

void foo(void)
{
    int a = 3;
    ++a;
    printf("%d\n", a);
}

int main(void)
{
    foo();
    foo();
    foo();
}
```

```
4
4
4
```

```
#include <stdio.h>

void foo(void)
{
    int a = 3;
    ++a;
    printf("%d\n", a);
}

int main(void)
{
    foo();
    foo();
    foo();
}
```

4  
4  
4

```
#include <stdio.h>

void foo(void)
{
    static int a = 3;
    ++a;
    printf("%d\n", a);
}

int main(void)
{
    foo();
    foo();
    foo();
}
```

```
#include <stdio.h>

void foo(void)
{
    static int a = 3;
    ++a;
    printf("%d\n", a);
}

int main(void)
{
    foo();
    foo();
    foo();
}
```

```
#include <stdio.h>

void foo(void)
{
    static int a = 3;
    ++a;
    printf("%d\n", a);
}

int main(void)
{
    foo();
    foo();
    foo();
}
```

4  
5



```
#include <stdio.h>

void foo(void)
{
    static int a = 3;
    ++a;
    printf("%d\n", a);
}

int main(void)
{
    foo();
    foo();
    foo();
}
```

4  
5  
6

```
#include <stdio.h>

void foo(void)
{
    static int a = 3;
    ++a;
    printf("%d\n", a);
}

int main(void)
{
    foo();
    foo();
    foo();
}
```

4  
5  
6

```
#include <stdio.h>

void foo(void)
{
    static int a;
    ++a;
    printf("%d\n", a);
}

int main(void)
{
    foo();
    foo();
    foo();
}
```



garbage, garbage,  
garbage?

```
#include <stdio.h>

void foo(void)
{
    static int a;
    ++a;
    printf("%d\n", a);
}

int main(void)
{
    foo();
    foo();
    foo();
}
```

garbage, garbage,  
garbage?



```
#include <stdio.h>

void foo(void)
{
    static int a;
    ++a;
    printf("%d\n", a);
}

int main(void)
{
    foo();
    foo();
    foo();
}
```

No. Variables with  
static storage duration  
are initialized to 0



garbage, garbage,  
garbage?

It is better to  
initialize  
explicitly.

```
#include <stdio.h>

void foo(void)
{
    static int a;
    ++a;
    printf("%d\n", a);
}

int main(void)
{
    foo();
    foo();
    foo();
}
```

No. Variables with  
static storage duration  
are initialized to 0



garbage, garbage,  
garbage?

It is better to  
initialize  
explicitly.

```
#include <stdio.h>

void foo(void)
{
    static int a;
    ++a;
    printf("%d\n", a);
}

int main(void)
{
    foo();
    foo();
    foo();
}
```

No. Variables with  
static storage duration  
are initialized to 0

I agree, in this case. But, as a  
professional programmer, you  
sometimes have to read code  
written by other people.



garbage, garbage,  
garbage?

It is better to  
initialize  
explicitly.

```
#include <stdio.h>

void foo(void)
{
    static int a;
    ++a;
    printf("%d\n", a);
}

int main(void)
{
    foo();
    foo();
    foo();
}
```

No. Variables with  
static storage duration  
are initialized to 0

I agree, in this case. But, as a  
professional programmer, you  
sometimes have to read code  
written by other people.





garbage, garbage,  
garbage?

It is better to  
initialize  
explicitly.

```
#include <stdio.h>

void foo(void)
{
    static int a;
    ++a;
    printf("%d\n", a);
}

int main(void)
{
    foo();
    foo();
    foo();
}
```

No. Variables with  
static storage duration  
are initialized to 0

I agree, in this case. But, as a  
professional programmer, you  
sometimes have to read code  
written by other people.

1  
2



garbage, garbage,  
garbage?

It is better to  
initialize  
explicitly.

```
#include <stdio.h>

void foo(void)
{
    static int a;
    ++a;
    printf("%d\n", a);
}

int main(void)
{
    foo();
    foo();
    foo();
}
```

No. Variables with  
static storage duration  
are initialized to 0

I agree, in this case. But, as a  
professional programmer, you  
sometimes have to read code  
written by other people.

1  
2  
3

```
#include <stdio.h>

void foo(void)
{
    static int a;
    ++a;
    printf("%d\n", a);
}

int main(void)
{
    foo();
    foo();
    foo();
}
```

```
#include <stdio.h>

void foo(void)
{
    static int a;
    ++a;
    printf("%d\n", a);
}

int main(void)
{
    foo();
    foo();
    foo();
}
```

```
#include <stdio.h>

void foo(void)
{
    int a;
    ++a;
    printf("%d\n", a);
}

int main(void)
{
    foo();
    foo();
    foo();
}
```

1, 1, 1?



```
#include <stdio.h>

void foo(void)
{
    int a;
    ++a;
    printf("%d\n", a);
}

int main(void)
{
    foo();
    foo();
    foo();
}
```

1, 1, 1?



```
#include <stdio.h>

void foo(void)
{
    int a;
    ++a;
    printf("%d\n", a);
}

int main(void)
{
    foo();
    foo();
    foo();
}
```

No, variables with automatic storage duration are not initialized implicitly

1, 1, 1?

Garbage,  
garbage,  
garbage?



```
#include <stdio.h>

void foo(void)
{
    int a;
    ++a;
    printf("%d\n", a);
}

int main(void)
{
    foo();
    foo();
    foo();
}
```

No, variables with  
automatic storage  
duration are not  
initialized implicitly



1, 1, 1?

Garbage,  
garbage,  
garbage?



```
#include <stdio.h>

void foo(void)
{
    int a;
    ++a;
    printf("%d\n", a);
}

int main(void)
{
    foo();
    foo();
    foo();
}
```

No, variables with  
automatic storage  
duration are not  
initialized implicitly

Yes, in theory that is  
correct.

In C. Why do you think static variables gets a default value (usually 0), while auto variables does not get a default value?

In C. Why do you think static variables gets a default value (usually 0), while auto variables does not get a default value?

Because C is a braindead programming language?




In C. Why do you think static variables gets a default value (usually 0), while auto variables does not get a default value?



Because C is a braindead programming language?

© 2008 Cliphart.com



Because C is all about execution speed. Setting static variables to default values is a one time cost, while defaulting auto variables might add a significant runtime cost.

1, 1, 1?

Garbage,  
garbage,  
garbage?



```
#include <stdio.h>

void foo(void)
{
    int a;
    ++a;
    printf("%d\n", a);
}

int main(void)
{
    foo();
    foo();
    foo();
}
```

No, variables with  
automatic storage  
duration are not  
initialized implicitly

Yes, in theory that is  
correct. Let's try it on  
my machine

1, 1, 1?

Garbage,  
garbage,  
garbage?



```
#include <stdio.h>

void foo(void)
{
    int a;
    ++a;
    printf("%d\n", a);
}

int main(void)
{
    foo();
    foo();
    foo();
}
```

1

No, variables with  
automatic storage  
duration are not  
initialized implicitly

Yes, in theory that is  
correct. Let's try it on  
my machine

1, 1, 1?

Garbage,  
garbage,  
garbage?



```
#include <stdio.h>

void foo(void)
{
    int a;
    ++a;
    printf("%d\n", a);
}

int main(void)
{
    foo();
    foo();
    foo();
}
```

1  
2

No, variables with  
automatic storage  
duration are not  
initialized implicitly

Yes, in theory that is  
correct. Let's try it on  
my machine

1, 1, 1?

Garbage,  
garbage,  
garbage?



```
#include <stdio.h>

void foo(void)
{
    int a;
    ++a;
    printf("%d\n", a);
}

int main(void)
{
    foo();
    foo();
    foo();
}
```

1  
2  
3

No, variables with  
automatic storage  
duration are not  
initialized implicitly

Yes, in theory that is  
correct. Let's try it on  
my machine



1, 1, 1?

Garbage,  
garbage,  
garbage?

Ehh...

```
#include <stdio.h>

void foo(void)
{
    int a;
    ++a;
    printf("%d\n", a);
}

int main(void)
{
    foo();
    foo();
    foo();
}
```

1  
2  
3

No, variables with  
automatic storage  
duration are not  
initialized implicitly

Yes, in theory that is  
correct. Let's try it on  
my machine



© 2008 Pearson Education, Inc.

I, I, I?

Garbage,  
garbage,  
garbage?

Ehh...

```
#include <stdio.h>

void foo(void)
{
    int a;
    ++a;
    printf("%d\n", a);
}

int main(void)
{
    foo();
    foo();
    foo();
}
```

1  
2  
3

No, variables with  
automatic storage  
duration are not  
initialized implicitly

Yes, in theory that is  
correct. Let's try it on  
my machine

any plausible  
explanation for this  
behaviour?



I, I, I?

Garbage,  
garbage,  
garbage?

Ehh...

Is it because: "The value of an object with automatic storage duration is used while it is indeterminate"?

```
#include <stdio.h>

void foo(void)
{
    int a;
    ++a;
    printf("%d\n", a);
}

int main(void)
{
    foo();
    foo();
    foo();
}
```

1  
2  
3

No, variables with automatic storage duration are not initialized implicitly

Yes, in theory that is correct. Let's try it on my machine

any plausible explanation for this behaviour?



I, I, I?

Garbage,  
garbage,  
garbage?

Ehh...

Is it because: "The value of an object with automatic storage duration is used while it is indeterminate"?

```
#include <stdio.h>

void foo(void)
{
    int a;
    ++a;
    printf("%d\n", a);
}

int main(void)
{
    foo();
    foo();
    foo();
}
```

1  
2  
3

That explains why this is **undefined behavior**, but it does not explain the phenomenon we just observed: 1,2,3

No, variables with automatic storage duration are not initialized implicitly

Yes, in theory that is correct. Let's try it on my machine

any plausible explanation for this behaviour?



I, I, I?

Garbage,  
garbage,  
garbage?

Ehh...

Is it because: "The value of an object with automatic storage duration is used while it is indeterminate"?

But if it is UB, do I need to care?

```
#include <stdio.h>

void foo(void)
{
    int a;
    ++a;
    printf("%d\n", a);
}

int main(void)
{
    foo();
    foo();
    foo();
}
```

1  
2  
3

No, variables with automatic storage duration are not initialized implicitly

Yes, in theory that is correct. Let's try it on my machine

any plausible explanation for this behaviour?

That explains why this is **undefined behavior**, but it does not explain the phenomenon we just observed: 1,2,3



I, I, I?

Garbage, garbage, garbage?

Ehh...

Is it because: "The value of an object with automatic storage duration is used while it is indeterminate"?

But if it is UB, do I need to care?

```
#include <stdio.h>

void foo(void)
{
    int a;
    ++a;
    printf("%d\n", a);
}

int main(void)
{
    foo();
    foo();
    foo();
}
```

1  
2  
3

No, variables with automatic storage duration are not initialized implicitly

Yes, in theory that is correct. Let's try it on my machine

any plausible explanation for this behaviour?

That explains why this is **undefined behavior**, but it does not explain the phenomenon we just observed: 1,2,3

You do, because everything becomes much easier if you can and are willing to reason about these things...

But seriously, I don't need to know, because I let the compiler find bugs like this

```
#include <stdio.h>

void foo(void)
{
    int a;
    ++a;
    printf("%d\n", a);
}

int main(void)
{
    foo();
    foo();
    foo();
}
```



But seriously, I don't need to know, because I let the compiler find bugs like this

```
#include <stdio.h>

void foo(void)
{
    int a;
    ++a;
    printf("%d\n", a);
}

int main(void)
{
    foo();
    foo();
    foo();
}
```

OK, let's add some flags





But seriously, I don't need to know, because I let the compiler find bugs like this

```
#include <stdio.h>

void foo(void)
{
    int a;
    ++a;
    printf("%d\n", a);
}

int main(void)
{
    foo();
    foo();
    foo();
}
```

OK, let's add some flags

```
$ cc -Wall -Wextra -pedantic foo.c
```



But seriously, I don't need to know, because I let the compiler find bugs like this

```
#include <stdio.h>

void foo(void)
{
    int a;
    ++a;
    printf("%d\n", a);
}

int main(void)
{
    foo();
    foo();
    foo();
}
```

OK, let's add some flags

```
$ cc -Wall -Wextra -pedantic foo.c
$ ./a.out
```



But seriously, I don't need to know, because I let the compiler find bugs like this

```
#include <stdio.h>

void foo(void)
{
    int a;
    ++a;
    printf("%d\n", a);
}

int main(void)
{
    foo();
    foo();
    foo();
}
```

OK, let's add some flags

```
$ cc -Wall -Wextra -pedantic foo.c
$ ./a.out
1
```



But seriously, I don't need to know, because I let the compiler find bugs like this

```
#include <stdio.h>

void foo(void)
{
    int a;
    ++a;
    printf("%d\n", a);
}

int main(void)
{
    foo();
    foo();
    foo();
}
```

OK, let's add some flags

```
$ cc -Wall -Wextra -pedantic foo.c
$ ./a.out
1
2
```



But seriously, I don't need to know, because I let the compiler find bugs like this

```
#include <stdio.h>

void foo(void)
{
    int a;
    ++a;
    printf("%d\n", a);
}

int main(void)
{
    foo();
    foo();
    foo();
}
```

OK, let's add some flags

```
$ cc -Wall -Wextra -pedantic foo.c
$ ./a.out
1
2
3
```



But seriously, I don't need to know, because I let the compiler find bugs like this

Lousy compiler!

```
#include <stdio.h>

void foo(void)
{
    int a;
    ++a;
    printf("%d\n", a);
}

int main(void)
{
    foo();
    foo();
    foo();
}
```

OK, let's add some flags

```
$ cc -Wall -Wextra -pedantic foo.c
$ ./a.out
1
2
3
```



Why don't the C standard require that you always get a warning or error on invalid code?

Why don't the C standard require that you always get a warning or error on invalid code?

Because C is a braindead programming language?



© 2000 Cplusplus.com



Why don't the C standard require that you always get a warning or error on invalid code?

Because C is a braindead programming language?



One of the design goals of C is that it should be relatively easy to write a compiler. Adding a requirement that the compilers should refuse or warn about invalid code would add a huge burden on the compiler writers.





```
#include <stdio.h>

void foo(void)
{
    int a;
    ++a;
    printf("%d\n", a);
}

int main(void)
{
    foo();
    foo();
    foo();
}
```

Pro tip:  
Always  
compile with  
optimization!



```
#include <stdio.h>

void foo(void)
{
    int a;
    ++a;
    printf("%d\n", a);
}

int main(void)
{
    foo();
    foo();
    foo();
}
```

Pro tip:  
Always  
compile with  
optimization!



```
#include <stdio.h>

void foo(void)
{
    int a;
    ++a;
    printf("%d\n", a);
}

int main(void)
{
    foo();
    foo();
    foo();
}
```

```
$ cc -O -Wall -Wextra foo.c
```

Pro tip:  
Always  
compile with  
optimization!



```
#include <stdio.h>

void foo(void)
{
    int a;
    ++a;
    printf("%d\n", a);
}

int main(void)
{
    foo();
    foo();
    foo();
}
```

```
$ cc -O -Wall -Wextra foo.c
foo.c:6: warning: 'a' is used uninitialized in this function
```

Pro tip:  
Always  
compile with  
optimization!



```
#include <stdio.h>

void foo(void)
{
    int a;
    ++a;
    printf("%d\n", a);
}

int main(void)
{
    foo();
    foo();
    foo();
}
```

```
$ cc -O -Wall -Wextra foo.c
foo.c:6: warning: 'a' is used uninitialized in this function
1494497536
```

Pro tip:  
Always  
compile with  
optimization!



```
#include <stdio.h>

void foo(void)
{
    int a;
    ++a;
    printf("%d\n", a);
}

int main(void)
{
    foo();
    foo();
    foo();
}
```

```
$ cc -O -Wall -Wextra foo.c
foo.c:6: warning: 'a' is used uninitialized in this function
1494497536
1494495224
```

Pro tip:  
Always  
compile with  
optimization!



```
#include <stdio.h>

void foo(void)
{
    int a;
    ++a;
    printf("%d\n", a);
}

int main(void)
{
    foo();
    foo();
    foo();
}
```

```
$ cc -O -Wall -Wextra foo.c
foo.c:6: warning: 'a' is used uninitialized in this function
1494497536
1494495224
1494495224
```



Pro tip:  
Always  
compile with  
optimization!



```
#include <stdio.h>

void foo(void)
{
    int a;
    ++a;
    printf("%d\n", a);
}

int main(void)
{
    foo();
    foo();
    foo();
}
```

```
$ cc -O -Wall -Wextra foo.c
foo.c:6: warning: 'a' is used uninitialized in this function
1494497536
1494495224
1494495224
$ cc -O -Wall -Wextra foo.c
```

Pro tip:  
Always  
compile with  
optimization!



```
#include <stdio.h>

void foo(void)
{
    int a;
    ++a;
    printf("%d\n", a);
}

int main(void)
{
    foo();
    foo();
    foo();
}
```

```
$ cc -O -Wall -Wextra foo.c
foo.c:6: warning: 'a' is used uninitialized in this function
1494497536
1494495224
1494495224
$ cc -O -Wall -Wextra foo.c
foo.c:6: warning: 'a' is used uninitialized in this function
```

Pro tip:  
Always  
compile with  
optimization!



```
#include <stdio.h>

void foo(void)
{
    int a;
    ++a;
    printf("%d\n", a);
}

int main(void)
{
    foo();
    foo();
    foo();
}
```

```
$ cc -O -Wall -Wextra foo.c
foo.c:6: warning: 'a' is used uninitialized in this function
1494497536
1494495224
1494495224
$ cc -O -Wall -Wextra foo.c
foo.c:6: warning: 'a' is used uninitialized in this function
1450342656
```

Pro tip:  
Always  
compile with  
optimization!



```
#include <stdio.h>

void foo(void)
{
    int a;
    ++a;
    printf("%d\n", a);
}

int main(void)
{
    foo();
    foo();
    foo();
}
```

```
$ cc -O -Wall -Wextra foo.c
foo.c:6: warning: 'a' is used uninitialized in this function
1494497536
1494495224
1494495224
$ cc -O -Wall -Wextra foo.c
foo.c:6: warning: 'a' is used uninitialized in this function
1450342656
1450340344
```

Pro tip:  
Always  
compile with  
optimization!



```
#include <stdio.h>

void foo(void)
{
    int a;
    ++a;
    printf("%d\n", a);
}

int main(void)
{
    foo();
    foo();
    foo();
}
```

```
$ cc -O -Wall -Wextra foo.c
foo.c:6: warning: 'a' is used uninitialized in this function
1494497536
1494495224
1494495224
$ cc -O -Wall -Wextra foo.c
foo.c:6: warning: 'a' is used uninitialized in this function
1450342656
1450340344
1450340344
```



I am now going to show you something cool!

I am now going to show you something cool!

```
#include <stdio.h>

void foo(void)
{
    int a;
    printf("%d\n", a);
}

void bar(void)
{
    int a = 42;
}

int main(void)
{
    bar();
    foo();
}
```



I am now going to show you something cool!

```
#include <stdio.h>

void foo(void)
{
    int a;
    printf("%d\n", a);
}

void bar(void)
{
    int a = 42;
}

int main(void)
{
    bar();
    foo();
}
```

```
$ cc foo.c && ./a.out
```

I am now going to show you something cool!

```
#include <stdio.h>

void foo(void)
{
    int a;
    printf("%d\n", a);
}

void bar(void)
{
    int a = 42;
}

int main(void)
{
    bar();
    foo();
}
```

```
$ cc foo.c && ./a.out
42
```

I am now going to show you something cool!

```
#include <stdio.h>

void foo(void)
{
    int a;
    printf("%d\n", a);
}

void bar(void)
{
    int a = 42;
}

int main(void)
{
    bar();
    foo();
}
```

```
$ cc foo.c && ./a.out
42
```

Can you explain this behavior?

I am now going to show you something cool!

```
#include <stdio.h>

void foo(void)
{
    int a;
    printf("%d\n", a);
}

void bar(void)
{
    int a = 42;
}

int main(void)
{
    bar();
    foo();
}
```

```
$ cc foo.c && ./a.out
42
```

Can you explain this behavior?

If you can give a plausible explanation for this behavior, you should feel both good and bad. Bad because you obviously know something you are supposed to not know when programming in C. You make assumptions about the underlying implementation and architecture. Good because being able to understand such phenomena are essential for troubleshooting C programs and for avoiding falling into all the traps laid out for you.

I am now going to show you something cool!

```
#include <stdio.h>

void foo(void)
{
    int a;
    printf("%d\n", a);
}

void bar(void)
{
    int a = 42;
}

int main(void)
{
    bar();
    foo();
}
```

```
$ cc foo.c && ./a.out
42
```

Can you explain this behavior?

I am now going to show you something cool!

```
#include <stdio.h>

void foo(void)
{
    int a;
    printf("%d\n", a);
}

void bar(void)
{
    int a = 42;
}

int main(void)
{
    bar();
    foo();
}
```

```
$ cc foo.c && ./a.out
42
```

Can you explain this behavior?

eh?



I am now going to show you something cool!

```
#include <stdio.h>

void foo(void)
{
    int a;
    printf("%d\n", a);
}

void bar(void)
{
    int a = 42;
}

int main(void)
{
    bar();
    foo();
}
```

```
$ cc foo.c && ./a.out
42
```

Can you explain this behavior?

eh?

Perhaps this compiler has a pool of named variables that it reuses. Eg variable a was used and released in bar (), then when foo () needs an integer named a it will get the same variable for reuse. If you rename the variable in bar () to, say b, then I don't think you will get 42.



I am now going to show you something cool!

```
#include <stdio.h>

void foo(void)
{
    int a;
    printf("%d\n", a);
}

void bar(void)
{
    int a = 42;
}

int main(void)
{
    bar();
    foo();
}
```

```
$ cc foo.c && ./a.out
42
```

Can you explain this behavior?

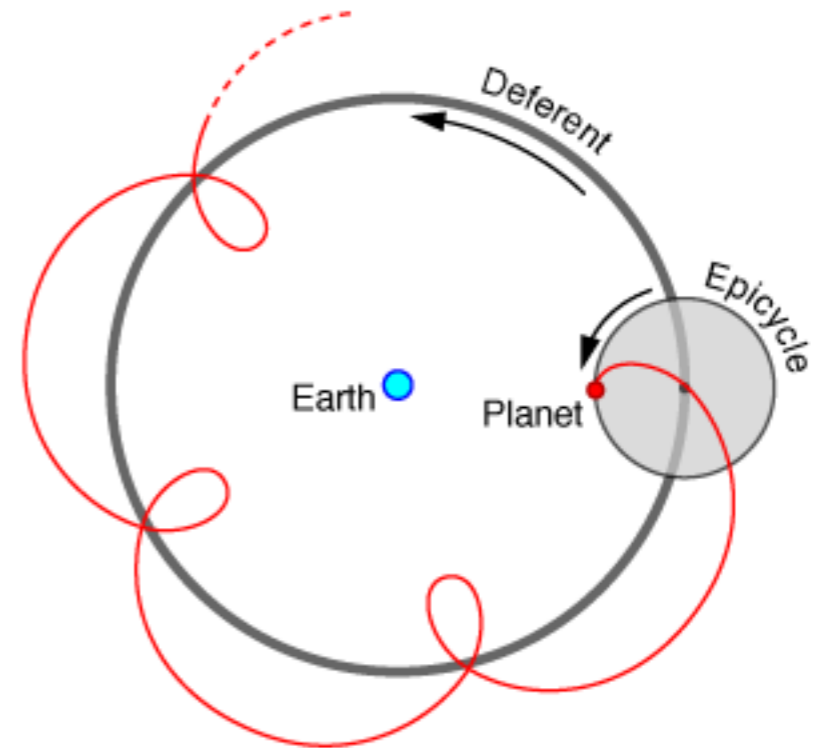
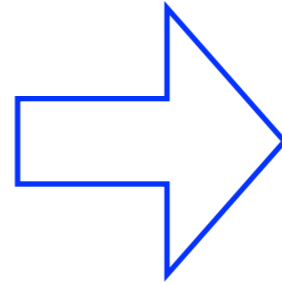
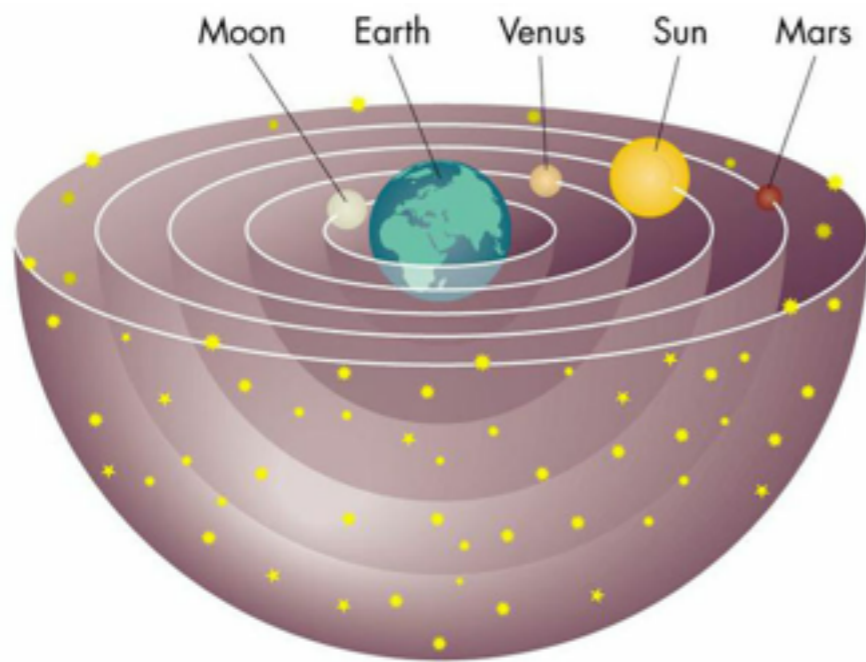
eh?

Perhaps this compiler has a pool of named variables that it reuses. Eg variable a was used and released in bar (), then when foo () needs an integer named a it will get the same variable for reuse. If you rename the variable in bar () to, say b, then I don't think you will get 42.

Yeah, sure...



Strange explanations are often symptoms of having an invalid conceptual model!




# Memory Layout \*

It is sometimes useful to assume that a C program uses a memory model where the instructions are stored in a **text segment**, and static variables are stored in a **data segment**. Automatic variables are allocated when needed together with housekeeping variables on an **execution stack** that is growing towards low address. The remaining memory, the **heap** is used for allocated storage.

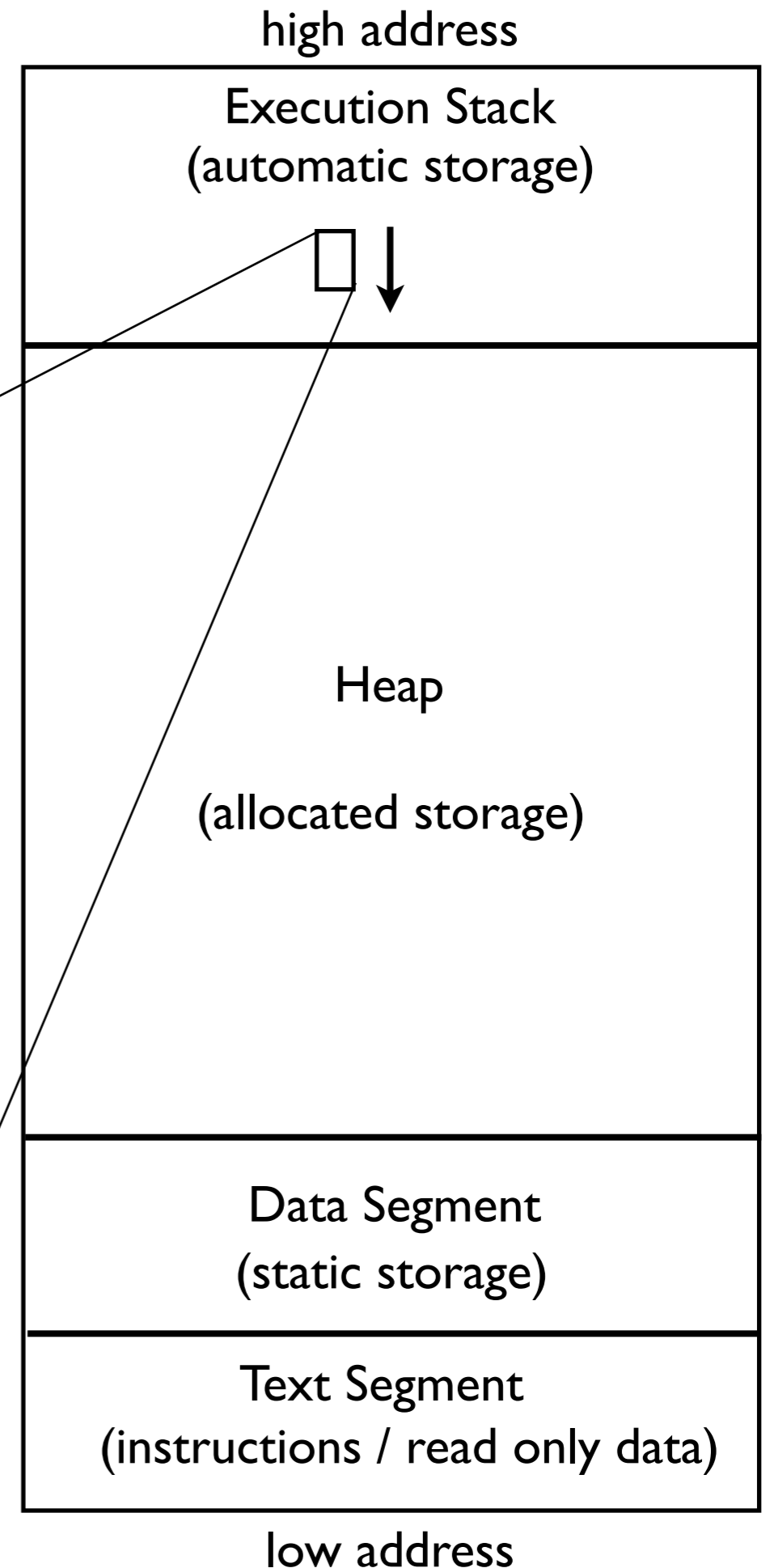
The stack and the heap is typically not cleaned up in any way at startup, or during execution, so before objects are explicitly initialized they typically get garbage values based on whatever is left in memory from discarded objects and previous executions. In other words, the programmer must do all the housekeeping on variables with automatic storage and allocated storage.

## Activation Record

And sometimes it is useful to assume that an **activation record** is created and pushed onto the execution stack every time a function is called. The activation record contains local auto variables, arguments to the functions, and housekeeping data such as pointer to the previous frame and the return address.



(\*) The C standard does not dictate any particular memory layout, so what is presented here is just a useful conceptual example model that is similar to what some architecture and run-time environments look like



```
#include <stdio.h>

int foo(int a) {
    printf("%d", a);
    return a;
}

int bar(int a, int b) {
    return a + b;
}

int main(void) {
    int i = foo(3) + foo(4);
    printf("%d\n", i);

    int j = bar(foo(3), foo(4));
    printf("%d\n", j);
}
```

```
#include <stdio.h>

int foo(int a) {
    printf("%d", a);
    return a;
}

int bar(int a, int b) {
    return a + b;
}

int main(void) {
    int i = foo(3) + foo(4);
    printf("%d\n", i);

    int j = bar(foo(3), foo(4));
    printf("%d\n", j);
}
```

```
$ cc foo.c && ./a.out
```

```
#include <stdio.h>

int foo(int a) {
    printf("%d", a);
    return a;
}

int bar(int a, int b) {
    return a + b;
}

int main(void) {
    int i = foo(3) + foo(4);
    printf("%d\n", i);

    int j = bar(foo(3), foo(4));
    printf("%d\n", j);
}
```

```
$ cc foo.c && ./a.out
347
```

```
#include <stdio.h>

int foo(int a) {
    printf("%d", a);
    return a;
}

int bar(int a, int b) {
    return a + b;
}

int main(void) {
    int i = foo(3) + foo(4);
    printf("%d\n", i);

    int j = bar(foo(3), foo(4));
    printf("%d\n", j);
}
```

```
$ cc foo.c && ./a.out
347
437
```

```
#include <stdio.h>

int foo(int a) {
    printf("%d", a);
    return a;
}

int bar(int a, int b) {
    return a + b;
}

int main(void) {
    int i = foo(3) + foo(4);
    printf("%d\n", i);

    int j = bar(foo(3), foo(4));
    printf("%d\n", j);
}
```

```
$ cc foo.c && ./a.out
347
437
```

but you might also get

```
#include <stdio.h>

int foo(int a) {
    printf("%d", a);
    return a;
}

int bar(int a, int b) {
    return a + b;
}

int main(void) {
    int i = foo(3) + foo(4);
    printf("%d\n", i);

    int j = bar(foo(3), foo(4));
    printf("%d\n", j);
}
```

```
$ cc foo.c && ./a.out
347
437
```

but you might also get

```
437
347
```



```
#include <stdio.h>

int foo(int a) {
    printf("%d", a);
    return a;
}

int bar(int a, int b) {
    return a + b;
}

int main(void) {
    int i = foo(3) + foo(4);
    printf("%d\n", i);

    int j = bar(foo(3), foo(4));
    printf("%d\n", j);
}
```

```
$ cc foo.c && ./a.out
347
437
```

but you might also get

```
437
347
```

or

```
#include <stdio.h>

int foo(int a) {
    printf("%d", a);
    return a;
}

int bar(int a, int b) {
    return a + b;
}

int main(void) {
    int i = foo(3) + foo(4);
    printf("%d\n", i);

    int j = bar(foo(3), foo(4));
    printf("%d\n", j);
}
```

```
$ cc foo.c && ./a.out
347
437
```

but you might also get

```
437
347
```

or

```
437
437
```

```
#include <stdio.h>

int foo(int a) {
    printf("%d", a);
    return a;
}

int bar(int a, int b) {
    return a + b;
}

int main(void) {
    int i = foo(3) + foo(4);
    printf("%d\n", i);

    int j = bar(foo(3), foo(4));
    printf("%d\n", j);
}
```

```
$ cc foo.c && ./a.out
347
437
```

but you might also get

```
437
347
```

or

```
437
437
```

or

```
#include <stdio.h>

int foo(int a) {
    printf("%d", a);
    return a;
}

int bar(int a, int b) {
    return a + b;
}

int main(void) {
    int i = foo(3) + foo(4);
    printf("%d\n", i);

    int j = bar(foo(3), foo(4));
    printf("%d\n", j);
}
```

```
$ cc foo.c && ./a.out
347
437
```

but you might also get

```
437
347
```

or

```
437
437
```

or

```
347
347
```

```
#include <stdio.h>

int foo(int a) {
    printf("%d", a);
    return a;
}

int bar(int a, int b) {
    return a + b;
}

int main(void) {
    int i = foo(3) + foo(4);
    printf("%d\n", i);

    int j = bar(foo(3), foo(4));
    printf("%d\n", j);
}
```

```
$ cc foo.c && ./a.out
347
437
```

but you might also get

```
437
347
```


or

```
437
437
```

or

```
347
347
```

C and C++ are among the few programming languages where evaluation order is *mostly* unspecified. This is an example of **unspecified behaviour**.



In C. Why is the evaluation order mostly unspecified?

In C. Why is the evaluation order mostly unspecified?



© 2008 Chris Nandor

In C. Why is the evaluation order mostly unspecified?

Because C is a braindead programming language?



© 2008 Chris Nandor




# In C. Why is the evaluation order mostly unspecified?



Because C is a braindead programming language?

© 2008 Chris Rattiner

Because there is a design goal to allow optimal execution speed on a wide range of architectures. In C the compiler can choose to evaluate expressions in the order that is most optimal for a particular platform. This allows for great optimization opportunities.



```
#include <stdio.h>

int main(void) {
    int v[6] = {4,6,2,9};
    int i = 2;
    int j = i * 3 + v[i++];
    printf("%d\n", j);
}
```

```
#include <stdio.h>

int main(void) {
    int v[6] = {4,6,2,9};
    int i = 2;
    int j = i * 3 + v[i++];
    printf("%d\n", j);
}
```

```
$ cc foo.cpp && ./a.out
```

```
#include <stdio.h>

int main(void) {
    int v[6] = {4,6,2,9};
    int i = 2;
    int j = i * 3 + v[i++];
    printf("%d\n", j);
}
```

```
$ cc foo.cpp && ./a.out
42
```

```
#include <stdio.h>

int main(void) {
    int v[6] = {4,6,2,9};
    int i = 2;
    int j = i * 3 + v[i++];
    printf("%d\n", j);
}
```

What? Inconceivable!

```
$ cc foo.cpp && ./a.out
42
```



© 2008 by the author

```
#include <stdio.h>

int main(void) {
    int v[6] = {4,6,2,9};
    int i = 2;
    int j = i * 3 + v[i++];
    printf("%d\n", j);
}
```

What? Inconceivable!

```
$ cc foo.cpp && ./a.out
42
```

This is a classic example of **undefined behaviour**. Anything can happen! Nasal demons can start flying out of your nose!



```
#include <stdio.h>


int main(void) {
    int v[6] = {4,6,2,9};
    int i = 2;
    int j = i * 3 + v[i++];
    printf("%d\n", j);
}
```

What? Inconceivable!

```
$ cc foo.cpp && ./a.out
42
```

I agree this is crap code, but why is it wrong?

This is a classic example of **undefined behaviour**. Anything can happen! Nasal demons can start flying out of your nose!



```
#include <stdio.h>

int main(void) {
    int v[6] = {4,6,2,9};
    int i = 2;
    int j = i * 3 + v[i++];
    printf("%d\n", j);
}
```

What? Inconceivable!

```
$ cc foo.cpp && ./a.out
42
```

I agree this is crap code, but why is it wrong?

This is a classic example of **undefined behaviour**. Anything can happen! Nasal demons can start flying out of your nose!

In this case? Line 6. What is  $i*3$ ? Is it  $2*3$  or  $3*3$  or something else? In C you can not assume anything about a variable with side-effects (here  $i++$ ) before there is a **sequence point**.





```
#include <stdio.h>

int main(void) {
    int v[6] = {4,6,2,9};
    int i = 2;
    int j = i * 3 + v[i++];
    printf("%d\n", j);
}
```

```
$ cc foo.cpp && ./a.out
42
```



I don't care, I never write code like that.

```
#include <stdio.h>

int main(void) {
    int v[6] = {4,6,2,9};
    int i = 2;
    int j = i * 3 + v[i++];
    printf("%d\n", j);
}
```

```
$ cc foo.cpp && ./a.out
42
```

I don't care, I never write code like that.




Good for you. But bugs like this can easily happen if you don't understand the rules of sequencing. And very often, the compiler is not able to help you...




```
#include <stdio.h>

int main(void) {
    int v[6] = {4,6,2,9};
    int i = 2;
    int j = i * 3 + v[i++];
    printf("%d\n", j);
}
```

```
$ cc foo.cpp && ./a.out
42
```




I don't care, I never write code like that.



But why do we not get warning on this by default?

Good for you. But bugs like this can easily happen if you don't understand the rules of sequencing. And very often, the compiler is not able to help you...



```
#include <stdio.h>

int main(void) {
    int v[6] = {4,6,2,9};
    int i = 2;
    int j = i * 3 + v[i++];
    printf("%d\n", j);
}
```

```
$ cc foo.cpp && ./a.out
42
```



I don't care, I never write code like that.

But why do we not get warning on this by default?

Good for you. But bugs like this can easily happen if you don't understand the rules of sequencing. And very often, the compiler is not able to help you...

At least two reasons. First of all it is sometimes very difficult to detect such sequencing violations. Secondly, there is so much existing code out there that breaks these rules, so issuing warnings here might cause other problems.



What do these code snippets print?

# What do these code snippets print?

**1**

```
int a=41; a++; printf("%d\n", a);
```

## What do these code snippets print?

**1**

```
int a=41; a++; printf("%d\n", a);
```

**2**

```
int a=41; a++ & printf("%d\n", a);
```

## What do these code snippets print?

**1**

```
int a=41; a++; printf("%d\n", a);
```

**2**

```
int a=41; a++ & printf("%d\n", a);
```

**3**

```
int a=41; a++ && printf("%d\n", a);
```



# What do these code snippets print?

**1**

```
int a=41; a++; printf("%d\n", a);
```

**2**

```
int a=41; a++ & printf("%d\n", a);
```

**3**

```
int a=41; a++ && printf("%d\n", a);
```

**4**

```
int a=41; if (a++ < 42) printf("%d\n", a);
```

# What do these code snippets print?

**1**

```
int a=41; a++; printf("%d\n", a);
```

**2**

```
int a=41; a++ & printf("%d\n", a);
```

**3**

```
int a=41; a++ && printf("%d\n", a);
```

**4**

```
int a=41; if (a++ < 42) printf("%d\n", a);
```

**5**

```
int a=41; a = a++; printf("%d\n", a);
```

# What do these code snippets print?

**1**

```
int a=41; a++; printf("%d\n", a);
```

**2**

```
int a=41; a++ & printf("%d\n", a);
```

**3**

```
int a=41; a++ && printf("%d\n", a);
```

**4**

```
int a=41; if (a++ < 42) printf("%d\n", a);
```

**5**

```
int a=41; a = a++; printf("%d\n", a);
```

**6**

```
int a=41; a = foo(a++); printf("42\n");
```

# What do these code snippets print?

**1**

```
int a=41; a++; printf("%d\n", a);
```

42

**2**

```
int a=41; a++ & printf("%d\n", a);
```

**3**

```
int a=41; a++ && printf("%d\n", a);
```

**4**

```
int a=41; if (a++ < 42) printf("%d\n", a);
```

**5**

```
int a=41; a = a++; printf("%d\n", a);
```

**6**

```
int a=41; a = foo(a++); printf("42\n");
```

# What do these code snippets print?

- 1** `int a=41; a++; printf("%d\n", a);` 42
- 2** `int a=41; a++ & printf("%d\n", a);` undefined
- 3** `int a=41; a++ && printf("%d\n", a);`
- 4** `int a=41; if (a++ < 42) printf("%d\n", a);`
- 5** `int a=41; a = a++; printf("%d\n", a);`
- 6** `int a=41; a = foo(a++); printf("42\n");`

# What do these code snippets print?

- 1** `int a=41; a++; printf("%d\n", a);` 42
- 2** `int a=41; a++ & printf("%d\n", a);` undefined
- 3** `int a=41; a++ && printf("%d\n", a);` 42
- 4** `int a=41; if (a++ < 42) printf("%d\n", a);`
- 5** `int a=41; a = a++; printf("%d\n", a);`
- 6** `int a=41; a = foo(a++); printf("42\n");`

# What do these code snippets print?

- |          |  |           |
|----------|--|-----------|
| <b>1</b> | <pre>int a=41; a++; printf("%d\n", a);</pre>             | 42        |
| <b>2</b> | <pre>int a=41; a++ &amp; printf("%d\n", a);</pre>        | undefined |
| <b>3</b> | <pre>int a=41; a++ &amp;&amp; printf("%d\n", a);</pre>   | 42        |
| <b>4</b> | <pre>int a=41; if (a++ &lt; 42) printf("%d\n", a);</pre> | 42        |
| <b>5</b> | <pre>int a=41; a = a++; printf("%d\n", a);</pre>         |           |
| <b>6</b> | <pre>int a=41; a = foo(a++); printf("42\n");</pre>       |           |

# What do these code snippets print?

- |          |  |           |
|----------|--|-----------|
| <b>1</b> | <pre>int a=41; a++; printf("%d\n", a);</pre>             | 42        |
| <b>2</b> | <pre>int a=41; a++ &amp; printf("%d\n", a);</pre>        | undefined |
| <b>3</b> | <pre>int a=41; a++ &amp;&amp; printf("%d\n", a);</pre>   | 42        |
| <b>4</b> | <pre>int a=41; if (a++ &lt; 42) printf("%d\n", a);</pre> | 42        |
| <b>5</b> | <pre>int a=41; a = a++; printf("%d\n", a);</pre>         | undefined |
| <b>6</b> | <pre>int a=41; a = foo(a++); printf("42\n");</pre>       |           |



# What do these code snippets print?

- |          |  |           |
|----------|--|-----------|
| <b>1</b> | <pre>int a=41; a++; printf("%d\n", a);</pre>             | 42        |
| <b>2</b> | <pre>int a=41; a++ &amp; printf("%d\n", a);</pre>        | undefined |
| <b>3</b> | <pre>int a=41; a++ &amp;&amp; printf("%d\n", a);</pre>   | 42        |
| <b>4</b> | <pre>int a=41; if (a++ &lt; 42) printf("%d\n", a);</pre> | 42        |
| <b>5</b> | <pre>int a=41; a = a++; printf("%d\n", a);</pre>         | undefined |
| <b>6</b> | <pre>int a=41; a = foo(a++); printf("42\n");</pre>       | ?         |

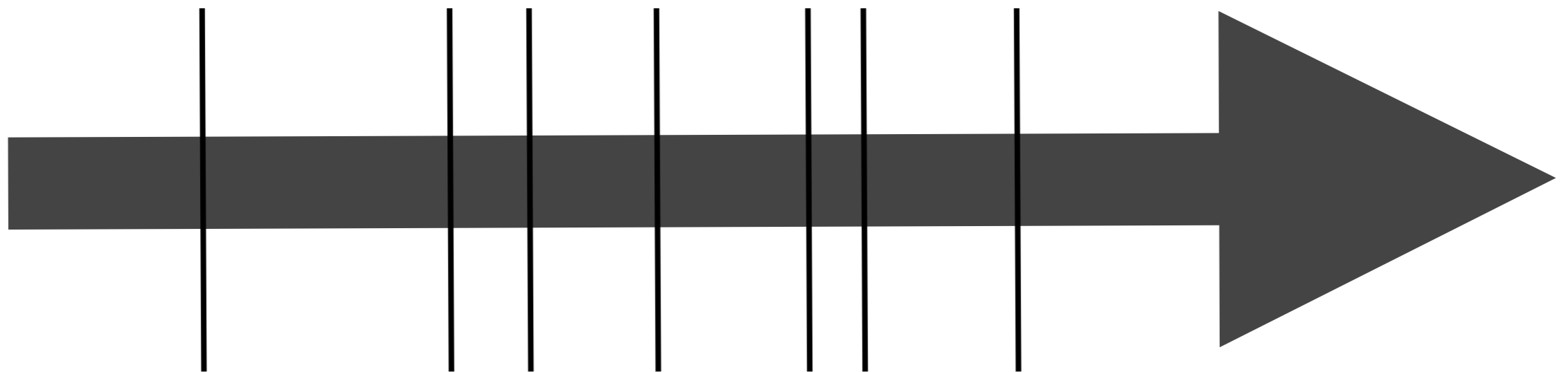
## What do these code snippets print?

- |          |  |           |
|----------|--|-----------|
| <b>1</b> | <pre>int a=41; a++; printf("%d\n", a);</pre>             | 42        |
| <b>2</b> | <pre>int a=41; a++ &amp; printf("%d\n", a);</pre>        | undefined |
| <b>3</b> | <pre>int a=41; a++ &amp;&amp; printf("%d\n", a);</pre>   | 42        |
| <b>4</b> | <pre>int a=41; if (a++ &lt; 42) printf("%d\n", a);</pre> | 42        |
| <b>5</b> | <pre>int a=41; a = a++; printf("%d\n", a);</pre>         | undefined |
| <b>6</b> | <pre>int a=41; a = foo(a++); printf("42\n");</pre>       | ?         |

When exactly do side-effects take place in C and C++?

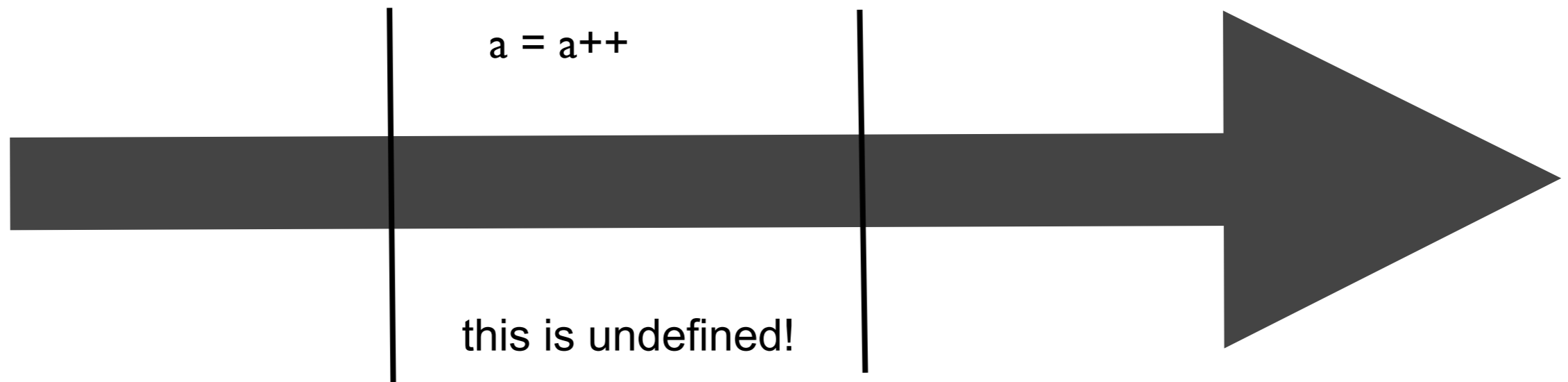
# Sequence Points

A sequence point is a point in the program's execution sequence where all previous side-effects shall have taken place and where all subsequent side-effects shall not have taken place



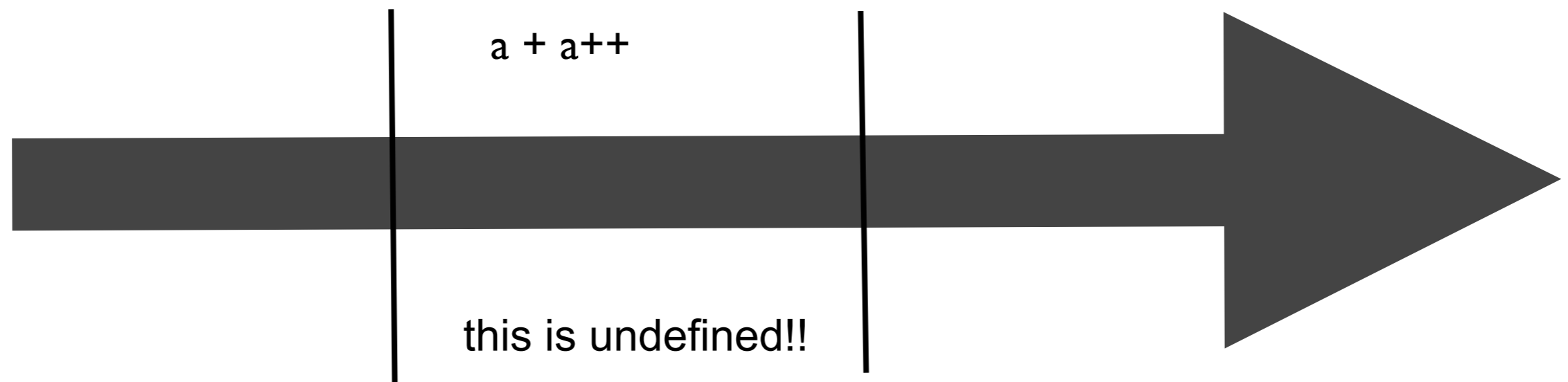
# Sequence Points - Rule 1

Between the previous and next sequence point an object *shall* have its stored value modified at most once by the evaluation of an expression.



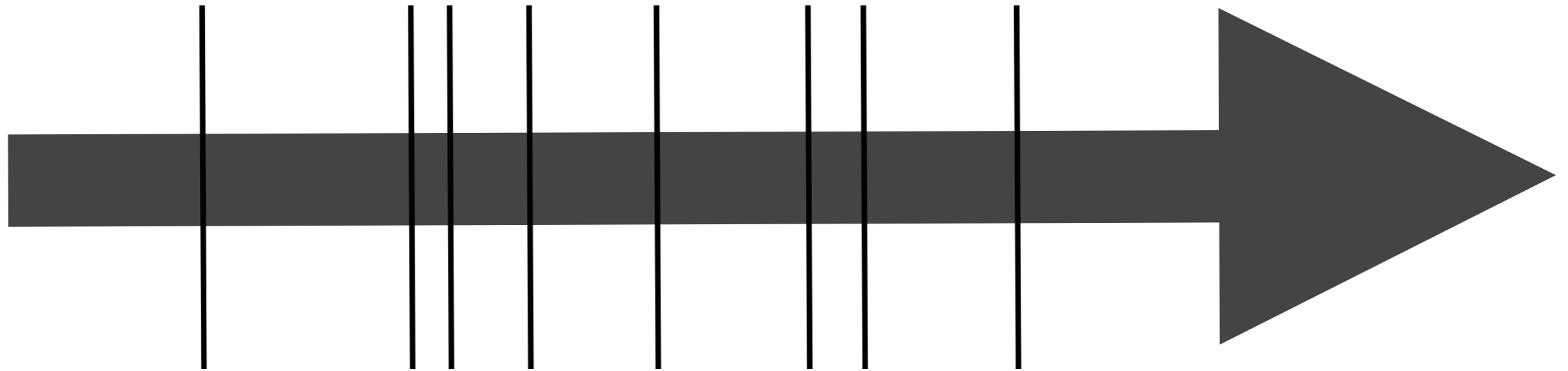
# Sequence Points - Rule 2

Furthermore, the prior value shall be read only to determine the value to be stored.



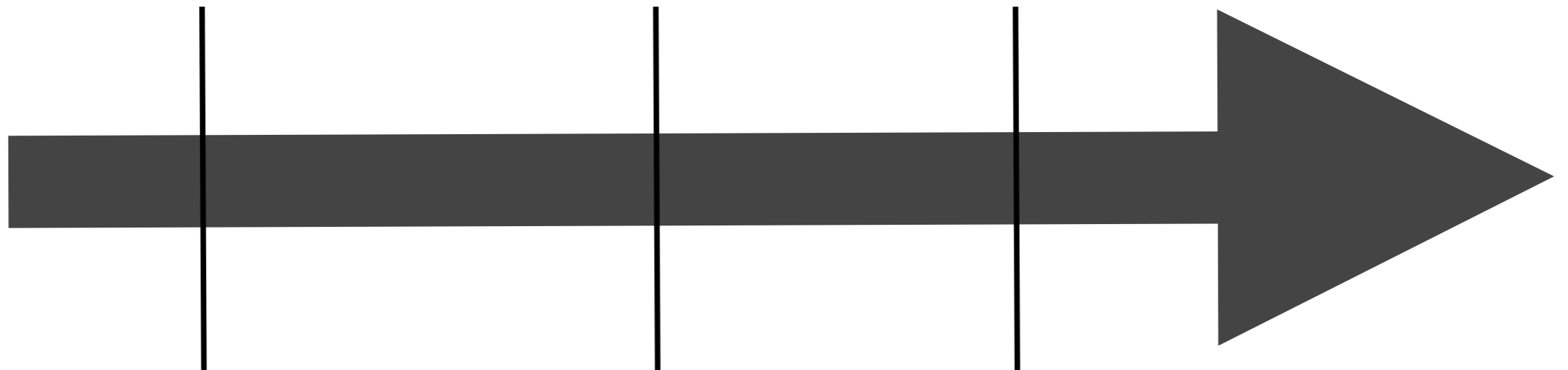
# Sequence Points

A lot of developers think C has many sequence points



# Sequence Points

The reality is that C has very few sequence points.



This helps to maximize optimization opportunities for the compiler.

## Sequence points in C

1) At the end of a full expression there is a sequence point.

```
a = i++;  
++i;  
if (++i == 42) { ... }
```

2) In a function call, there is a sequence point after the evaluation of the arguments, but before the actual call.

```
foo(++i)
```

3) The logical and (&&) and logical or (||) guarantees a left-to-right evaluation, and if the second operand is evaluated, there is a sequence point between the evaluation of the first and second operands.

```
if (p && *p++ == 42) { ... }
```

4) The comma operator (,) guarantees left-to-right evaluation and there is a sequence point between evaluating the left operand and the right operand.

```
i = 39; a = (i++, i++, ++i);
```

5) For the conditional operator (? :), the first operand is evaluated; there is a sequence point between its evaluation and the evaluation of the second or third operand (whichever is evaluated)

```
a++ > 42 ? --a : ++a;
```



```
#include <stdio.h>

void foo(void)
{
    int a = 3;
    ++a;
    printf("%d\n", a);
}

int main(void)
{
    foo();
    foo();
    foo();
}
```

```
#include <stdio.h>

void foo(void)
{
    int a = 3;
    → ++a;
    printf("%d\n", a);
}

int main(void)
{
    foo();
    foo();
    foo();
}
```

```
#include <stdio.h>

void foo(void)
{
    int a = 3;
    a++;
    printf("%d\n", a);
}

int main(void)
{
    foo();
    foo();
    foo();
}
```

```
#include <stdio.h>

void foo(void)
{
    int a = 3;
    a++;
    printf("%d\n", a);
}

int main(void)
{
    foo();
    foo();
    foo();
}
```

```
$ cc foo.c
```

```
#include <stdio.h>

void foo(void)
{
    int a = 3;
    a++;
    printf("%d\n", a);
}

int main(void)
{
    foo();
    foo();
    foo();
}
```

```
$ cc foo.c
$ ./a.out
```

```
#include <stdio.h>

void foo(void)
{
    int a = 3;
    a++;
    printf("%d\n", a);
}

int main(void)
{
    foo();
    foo();
    foo();
}
```

```
$ cc foo.c
$ ./a.out
4
```

```
#include <stdio.h>

void foo(void)
{
    int a = 3;
    a++;
    printf("%d\n", a);
}

int main(void)
{
    foo();
    foo();
    foo();
}
```

```
$ cc foo.c
$ ./a.out
4
4
```

```
#include <stdio.h>

void foo(void)
{
    int a = 3;
    a++;
    printf("%d\n", a);
}

int main(void)
{
    foo();
    foo();
    foo();
}
```

```
$ cc foo.c
$ ./a.out
4
4
4
```



```
#include <stdio.h>

void foo(void)
{
    int a = 3;
    a++;
    printf("%d\n", a);
}

int main(void)
{
    foo();
    foo();
    foo();
}
```

Believe it or not, I have met several programmers who thought this snippet would print 3,3,3.

```
$ cc foo.c
$ ./a.out
4
4
4
```

They are all morons!



```
#include <stdio.h>

void foo(void)
{
    int a = 3;
    a++;
    printf("%d\n", a);
}

int main(void)
{
    foo();
    foo();
    foo();
}
```

Believe it or not, I have met several programmers who thought this snippet would print 3,3,3.

```
$ cc foo.c
$ ./a.out
4
4
4
```

They are all morons!



```
#include <stdio.h>

void foo(void)
{
    int a = 3;
    a++;
    printf("%d\n", a);
}

int main(void)
{
    foo();
    foo();
    foo();
}
```

Believe it or not, I have met several programmers who thought this snippet would print 3,3,3.

Did you know about sequence points? Do you have a deep understanding of when side-effects really take place in C?

```
$ cc foo.c
$ ./a.out
4
4
4
```



They are all morons!

ehh...

```
#include <stdio.h>

void foo(void)
{
    int a = 3;
    a++;
    printf("%d\n", a);
}

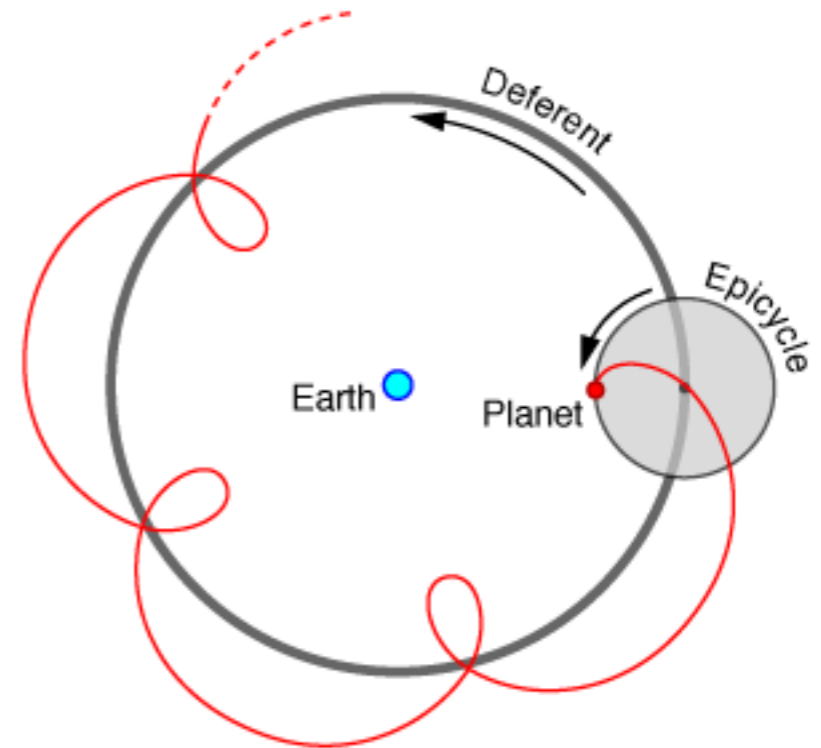
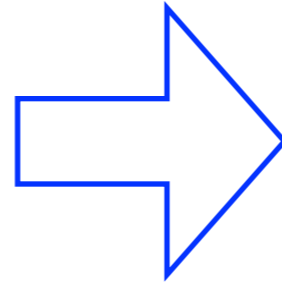
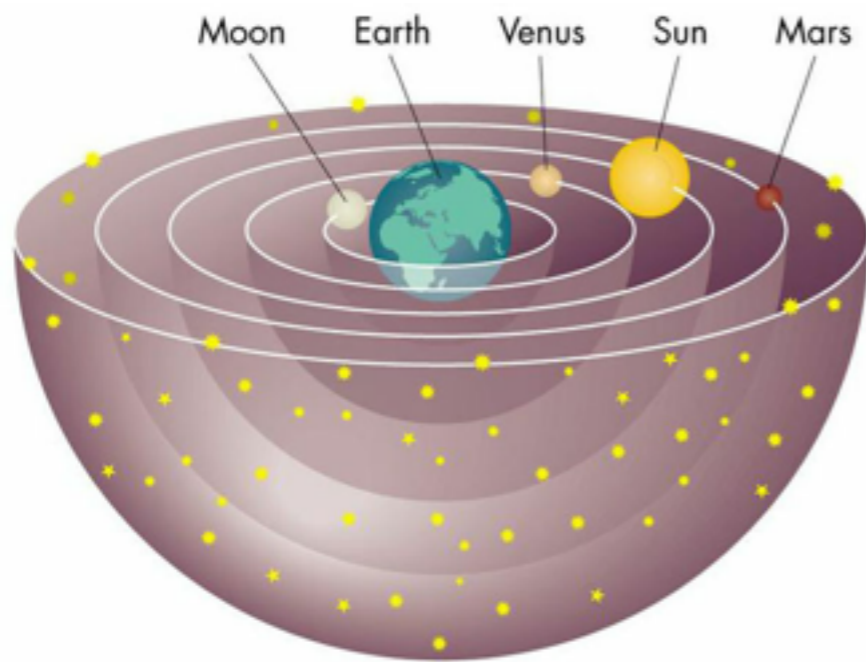
int main(void)
{
    foo();
    foo();
    foo();
}
```

Believe it or not, I have met several programmers who thought this snippet would print 3,3,3.

Did you know about sequence points? Do you have a deep understanding of when side-effects really take place in C?

```
$ cc foo.c
$ ./a.out
4
4
4
```

Strange explanations are often symptoms of having an invalid conceptual model!



# Behavior

```
#include <stdio.h>
#include <limits.h>
#include <stdlib.h>

int main()
{
    // implementation-defined
    int i = ~0;
    i >>= 1;
    printf("%d\n", i);

    // unspecified
    printf("4") + printf("2");
    printf("\n");

    // undefined
    int k = INT_MAX;
    k += 1;
    printf("%d\n", k);
}
```

**implementation-defined behavior:** the construct is not incorrect; the code must compile; the compiler must document the behavior

**unspecified behavior:** the same as implementation-defined except the behavior need not be documented

**undefined behavior:** the standard imposes no requirements ; anything at all can happen, all bets are off, nasal demons might fly out of your nose.

*Note that many compilers will not give you any warnings when compiling this code, and due to the undefined behavior caused by signed integer overflow above, the whole program is in theory undefined.*

# Behavior

... and, locale-specific behavior

```
#include <stdio.h>
#include <limits.h>
#include <stdlib.h>

int main()
{
    // implementation-defined
    int i = ~0;
    i >>= 1;
    printf("%d\n", i);

    // unspecified
    printf("4") + printf("2");
    printf("\n");

    // undefined
    int k = INT_MAX;
    k += 1;
    printf("%d\n", k);
}
```

**implementation-defined behavior:** the construct is not incorrect; the code must compile; the compiler must document the behavior

**unspecified behavior:** the same as implementation-defined except the behavior need not be documented

**undefined behavior:** the standard imposes no requirements ; anything at all can happen, all bets are off, nasal demons might fly out of your nose.

*Note that many compilers will not give you any warnings when compiling this code, and due to the undefined behavior caused by signed integer overflow above, the whole program is in theory undefined.*

the C standard defines the expected behavior, but says very little about **how** it should be implemented.



the C standard defines the expected behavior, but says very little about **how** it should be implemented.

**this is a key feature of C, and one of the reasons why C is such a successful programming language on a wide range of hardware!**

deep\_thought.c

```
int the_answer(int seed)
{
    int answer = seed + 42;
    return answer - seed;
}
```

deep\_thought.c

```
int the_answer(int seed)
{
    int answer = seed + 42;
    return answer - seed;
}
```

main.c

```
#include <stdio.h>
#include <limits.h>

int the_answer(int);

int main(void)
{
    printf("The answer is:\n");
    int a = the_answer(INT_MAX);
    printf("%d\n", a);
}
```

deep\_thought.c

```
int the_answer(int seed)
{
    int answer = seed + 42;
    return answer - seed;
}
```

main.c

```
#include <stdio.h>
#include <limits.h>

int the_answer(int);

int main(void)
{
    printf("The answer is:\n");
    int a = the_answer(INT_MAX);
    printf("%d\n", a);
}
```

```
$ cc main.c deep_thought.c && ./a.out
```

deep\_thought.c

```
int the_answer(int seed)
{
    int answer = seed + 42;
    return answer - seed;
}
```

main.c

```
#include <stdio.h>
#include <limits.h>

int the_answer(int);

int main(void)
{
    printf("The answer is:\n");
    int a = the_answer(INT_MAX);
    printf("%d\n", a);
}
```

```
$ cc main.c deep_thought.c && ./a.out
The answer is:
```

deep\_thought.c

```
int the_answer(int seed)
{
    int answer = seed + 42;
    return answer - seed;
}
```

main.c

```
#include <stdio.h>
#include <limits.h>

int the_answer(int);

int main(void)
{
    printf("The answer is:\n");
    int a = the_answer(INT_MAX);
    printf("%d\n", a);
}
```

```
$ cc main.c deep_thought.c && ./a.out
The answer is:
3.1415926535897932384626433832795028841971
```

deep\_thought.c

```
int the_answer(int seed)
{
    int answer = seed + 42;
    return answer - seed;
}
```

main.c

```
#include <stdio.h>
#include <limits.h>

int the_answer(int);

int main(void)
{
    printf("The answer is:\n");
    int a = the_answer(INT_MAX);
    printf("%d\n", a);
}
```

```
$ cc main.c deep_thought.c && ./a.out
The answer is:
3.1415926535897932384626433832795028841971
```

Inconceivable!



deep\_thought.c

```
int the_answer(int seed)
{
    int answer = seed + 42;
    return answer - seed;
}
```

main.c

```
#include <stdio.h>
#include <limits.h>

int the_answer(int);

int main(void)
{
    printf("The answer is:\n");
    int a = the_answer(INT_MAX);
    printf("%d\n", a);
}
```

```
$ cc main.c deep_thought.c && ./a.out
The answer is:
3.1415926535897932384626433832795028841971
```

Inconceivable!

You keep using that word. I do not think it means what you think it means.

Remember... when you have undefined behavior, anything can happen!





deep\_thought.c

```
int the_answer(int seed)
{
    int answer = seed + 42;
    return answer - seed;
}
```

main.c

```
#include <stdio.h>
#include <limits.h>

int the_answer(int);

int main(void)
{
    printf("The answer is:\n");
    int a = the_answer(INT_MAX);
    printf("%d\n", a);
}
```

```
$ cc main.c deep_thought.c && ./a.out
The answer is:
3.1415926535897932384626433832795028841971
```



Inconceivable!

You keep using that word. I do not think it means what you think it means.

Remember... when you have undefined behavior, anything can happen!

Integer overflow gives undefined behavior. If you want to prevent this to happen you must write the logic yourself. This is the spirit of C, you don't get code you have not asked for.



# Exercise

This program is UB because `b` is used without being initialized. But in practice, what do you think might happen when this function is called?

foo.c

```
#include <stdio.h>
#include <stdbool.h>

void foo(void)
{
    bool b;
    if (b)
        printf("true\n");
    if (!b)
        printf("false\n");
}
```

# Exercise

This program is UB because `b` is used without being initialized. But in practice, what do you think might happen when this function is called?

foo.c

```
#include <stdio.h>
#include <stdbool.h>

void foo(void)
{
    bool b;
    if (b)
        printf("true\n");
    if (!b)
        printf("false\n");
}
```

main.c

```
void bar(void);
void foo(void);

int main(void)
{
    bar();
    foo();
}
```

# Exercise

This program is UB because `b` is used without being initialized. But in practice, what do you think might happen when this function is called?

**bar.c**

```
void bar(void)
{
    char c = 2;
    (void)c;
}
```

**foo.c**

```
#include <stdio.h>
#include <stdbool.h>

void foo(void)
{
    bool b;
    if (b)
        printf("true\n");
    if (!b)
        printf("false\n");
}
```

**main.c**

```
void bar(void);
void foo(void);

int main(void)
{
    bar();
    foo();
}
```

# Exercise

This program is UB because `b` is used without being initialized. But in practice, what do you think might happen when this function is called?

bar.c

```
void bar(void)
{
    char c = 2;
    (void)c;
}
```

foo.c

```
#include <stdio.h>
#include <stdbool.h>

void foo(void)
{
    bool b;
    if (b)
        printf("true\n");
    if (!b)
        printf("false\n");
}
```

main.c

```
void bar(void);
void foo(void);

int main(void)
{
    bar();
    foo();
}
```

This is what I get on my computer (Mac OS 10.8.2, gcc 4.7.2)

# Exercise

This program is UB because `b` is used without being initialized. But in practice, what do you think might happen when this function is called?

bar.c

```
void bar(void)
{
    char c = 2;
    (void)c;
}
```

foo.c

```
#include <stdio.h>
#include <stdbool.h>

void foo(void)
{
    bool b;
    if (b)
        printf("true\n");
    if (!b)
        printf("false\n");
}
```

main.c

```
void bar(void);
void foo(void);

int main(void)
{
    bar();
    foo();
}
```

This is what I get on my computer (Mac OS 10.8.2, gcc 4.7.2)

```
$ gcc -v
```

# Exercise

This program is UB because `b` is used without being initialized. But in practice, what do you think might happen when this function is called?

bar.c

```
void bar(void)
{
    char c = 2;
    (void)c;
}
```

foo.c

```
#include <stdio.h>
#include <stdbool.h>

void foo(void)
{
    bool b;
    if (b)
        printf("true\n");
    if (!b)
        printf("false\n");
}
```

main.c

```
void bar(void);
void foo(void);

int main(void)
{
    bar();
    foo();
}
```

This is what I get on my computer (Mac OS 10.8.2, gcc 4.7.2)

```
$ gcc -v
gcc version 4.7.2 (GCC)
```

# Exercise

This program is UB because `b` is used without being initialized. But in practice, what do you think might happen when this function is called?

bar.c

```
void bar(void)
{
    char c = 2;
    (void)c;
}
```

foo.c

```
#include <stdio.h>
#include <stdbool.h>

void foo(void)
{
    bool b;
    if (b)
        printf("true\n");
    if (!b)
        printf("false\n");
}
```

main.c

```
void bar(void);
void foo(void);

int main(void)
{
    bar();
    foo();
}
```

This is what I get on my computer (Mac OS 10.8.2, gcc 4.7.2)

```
$ gcc -v
gcc version 4.7.2 (GCC)
$ gcc foo.c bar.c main.c
```



# Exercise

This program is UB because `b` is used without being initialized. But in practice, what do you think might happen when this function is called?

bar.c

```
void bar(void)
{
    char c = 2;
    (void)c;
}
```

foo.c

```
#include <stdio.h>
#include <stdbool.h>

void foo(void)
{
    bool b;
    if (b)
        printf("true\n");
    if (!b)
        printf("false\n");
}
```

main.c

```
void bar(void);
void foo(void);

int main(void)
{
    bar();
    foo();
}
```

This is what I get on my computer (Mac OS 10.8.2, gcc 4.7.2)

```
$ gcc -v
gcc version 4.7.2 (GCC)
$ gcc foo.c bar.c main.c
$ ./a.out
```

# Exercise

This program is UB because `b` is used without being initialized. But in practice, what do you think might happen when this function is called?

bar.c

```
void bar(void)
{
    char c = 2;
    (void)c;
}
```

foo.c

```
#include <stdio.h>
#include <stdbool.h>

void foo(void)
{
    bool b;
    if (b)
        printf("true\n");
    if (!b)
        printf("false\n");
}
```

main.c

```
void bar(void);
void foo(void);

int main(void)
{
    bar();
    foo();
}
```

This is what I get on my computer (Mac OS 10.8.2, gcc 4.7.2)

```
$ gcc -v
gcc version 4.7.2 (GCC)
$ gcc foo.c bar.c main.c
$ ./a.out
true
```

# Exercise

This program is UB because `b` is used without being initialized. But in practice, what do you think might happen when this function is called?

bar.c

```
void bar(void)
{
    char c = 2;
    (void)c;
}
```

foo.c

```
#include <stdio.h>
#include <stdbool.h>

void foo(void)
{
    bool b;
    if (b)
        printf("true\n");
    if (!b)
        printf("false\n");
}
```

main.c

```
void bar(void);
void foo(void);

int main(void)
{
    bar();
    foo();
}
```

This is what I get on my computer (Mac OS 10.8.2, gcc 4.7.2)

```
$ gcc -v
gcc version 4.7.2 (GCC)
$ gcc foo.c bar.c main.c
$ ./a.out
true
false
```

# Exercise

This program is UB because `b` is used without being initialized. But in practice, what do you think might happen when this function is called?

bar.c

```
void bar(void)
{
    char c = 2;
    (void)c;
}
```

foo.c

```
#include <stdio.h>
#include <stdbool.h>

void foo(void)
{
    bool b;
    if (b)
        printf("true\n");
    if (!b)
        printf("false\n");
}
```

main.c

```
void bar(void);
void foo(void);

int main(void)
{
    bar();
    foo();
}
```

This is what I get on my computer (Mac OS 10.8.2, gcc 4.7.2)

```
$ gcc -v
gcc version 4.7.2 (GCC)
$ gcc foo.c bar.c main.c
$ ./a.out
true
false
$
```

# A real story of “anything can happen”

```
bool b;  
if (b)  
    printf("b is true\n");  
if (!b)  
    printf("b is false\n");
```

# A real story of “anything can happen”

```
bool b;  
if (b)  
    printf("b is true\n");  
if (!b)  
    printf("b is false\n");
```



```
; the following code assumes that $b is either 0 or 1  
  
load_reg_a    $b  
compare_reg_a 0  
jump_equal    label1  
call_proc     print_b_is_true  
label1:  
load_reg_a    $b  
xor_reg_a     1  
compare_reg_a 0  
jump_equal    label2  
call_proc     print_b_is_false  
label2:
```

# A real story of “anything can happen”

```
bool b;  
if (b)  
    printf("b is true\n");  
if (!b)  
    printf("b is false\n");
```



```
; the following code assumes that $b is either 0 or 1  
  
load_reg_a    $b  
compare_reg_a 0  
jump_equal    label1  
call_proc     print_b_is_true  
label1:  
load_reg_a    $b  
xor_reg_a     1  
compare_reg_a 0  
jump_equal    label2  
call_proc     print_b_is_false  
label2:
```

this is approximately the code generated by one actual version of gcc, try to imagine what will happen if the garbage value of b is 2

# A real story of “anything can happen”

```
bool b;  
if (b)  
    printf("b is true\n");  
if (!b)  
    printf("b is false\n");
```



; the following code assumes that \$b is either 0 or 1

```
load_reg_a    $b  
compare_reg_a 0  
jump_equal    label1  
call_proc     print_b_is_true  
label1:  
load_reg_a    $b  
xor_reg_a     1  
compare_reg_a 0  
jump_equal    label2  
call_proc     print_b_is_false  
label2:
```

this is approximately the code generated by one actual version of gcc, try to imagine what will happen if the garbage value of b is 2



```
b is true  
b is false
```



# a few words about memory

```
#include <stdio.h>
#include <string.h>

struct X {
    int a;
    char b;
    int c;
};

int main(void)
{
    struct X a = {42, 'a', 1337};
    struct X b = {42, 'a', 1337};

    if (memcmp(&a, &b, sizeof a) == 0)
        printf("equal\n");
    else
        printf("not equal\n");
}
```

# a few words about memory

```
#include <stdio.h>
#include <string.h>

struct X {
    int a;
    char b;
    int c;
};

int main(void)
{
    struct X a = {42, 'a', 1337};
    struct X b = {42, 'a', 1337};

    if (memcmp(&a, &b, sizeof a) == 0)
        printf("equal\n");
    else
        printf("not equal\n");
}
```

This might happen:

```
$ cc -O2 foo.c && ./a.out
equal
$ cc -O3 foo.c && ./a.out
not equal
$
```

# a few words about memory

```
#include <stdio.h>

struct X {
    int a;
    char b;
    int c;
};

int main(void)
{
    printf("%zu\n", sizeof(int));
    printf("%zu\n", sizeof(char));
    printf("%zu\n", sizeof(struct X));
}
```

## a few words about memory

```
#include <stdio.h>

struct X {
    int a;
    char b;
    int c;
};

int main(void)
{
    printf("%zu\n", sizeof(int));
    printf("%zu\n", sizeof(char));
    printf("%zu\n", sizeof(struct X));
}
```

On my machine (Mac OS 10.8.2 x86\_64):

# a few words about memory

```
#include <stdio.h>

struct X {
    int a;
    char b;
    int c;
};

int main(void)
{
    printf("%zu\n", sizeof(int));
    printf("%zu\n", sizeof(char));
    printf("%zu\n", sizeof(struct X));
}
```

On my machine (Mac OS 10.8.2 x86\_64):

```
$ cc foo.c
```

# a few words about memory

```
#include <stdio.h>

struct X {
    int a;
    char b;
    int c;
};

int main(void)
{
    printf("%zu\n", sizeof(int));
    printf("%zu\n", sizeof(char));
    printf("%zu\n", sizeof(struct X));
}
```

On my machine (Mac OS 10.8.2 x86\_64):

```
$ cc foo.c
$ ./a.out
```

# a few words about memory

```
#include <stdio.h>

struct X {
    int a;
    char b;
    int c;
};

int main(void)
{
    printf("%zu\n", sizeof(int));
    printf("%zu\n", sizeof(char));
    printf("%zu\n", sizeof(struct X));
}
```

On my machine (Mac OS 10.8.2 x86\_64):

```
$ cc foo.c
$ ./a.out
4
```

# a few words about memory

```
#include <stdio.h>

struct X {
    int a;
    char b;
    int c;
};

int main(void)
{
    printf("%zu\n", sizeof(int));
    printf("%zu\n", sizeof(char));
    printf("%zu\n", sizeof(struct X));
}
```

On my machine (Mac OS 10.8.2 x86\_64):

```
$ cc foo.c
$ ./a.out
4
1
```



# a few words about memory

```
#include <stdio.h>

struct X {
    int a;
    char b;
    int c;
};

int main(void)
{
    printf("%zu\n", sizeof(int));
    printf("%zu\n", sizeof(char));
    printf("%zu\n", sizeof(struct X));
}
```

On my machine (Mac OS 10.8.2 x86\_64):

```
$ cc foo.c
$ ./a.out
4
1
12
```

# a few words about memory

```
#include <stdio.h>

struct X {
    int a;
    char b;
    int c;
};

int main(void)
{
    printf("%zu\n", sizeof(int));
    printf("%zu\n", sizeof(char));
    printf("%zu\n", sizeof(struct X));
}
```

On my machine (Mac OS 10.8.2 x86\_64):

```
$ cc foo.c
$ ./a.out
4
1
12
```

```
$ cc -fpack-struct foo.c
```

# a few words about memory

```
#include <stdio.h>

struct X {
    int a;
    char b;
    int c;
};

int main(void)
{
    printf("%zu\n", sizeof(int));
    printf("%zu\n", sizeof(char));
    printf("%zu\n", sizeof(struct X));
}
```

On my machine (Mac OS 10.8.2 x86\_64):

```
$ cc foo.c
$ ./a.out
4
1
12
```

```
$ cc -fpack-struct foo.c
$ ./a.out
```

# a few words about memory

```
#include <stdio.h>

struct X {
    int a;
    char b;
    int c;
};

int main(void)
{
    printf("%zu\n", sizeof(int));
    printf("%zu\n", sizeof(char));
    printf("%zu\n", sizeof(struct X));
}
```

On my machine (Mac OS 10.8.2 x86\_64):

```
$ cc foo.c
$ ./a.out
4
1
12
```

```
$ cc -fpack-struct foo.c
$ ./a.out
4
```

# a few words about memory

```
#include <stdio.h>

struct X {
    int a;
    char b;
    int c;
};

int main(void)
{
    printf("%zu\n", sizeof(int));
    printf("%zu\n", sizeof(char));
    printf("%zu\n", sizeof(struct X));
}
```

On my machine (Mac OS 10.8.2 x86\_64):

```
$ cc foo.c
$ ./a.out
4
1
12
```

```
$ cc -fpack-struct foo.c
$ ./a.out
4
1
```

# a few words about memory

```
#include <stdio.h>

struct X {
    int a;
    char b;
    int c;
};

int main(void)
{
    printf("%zu\n", sizeof(int));
    printf("%zu\n", sizeof(char));
    printf("%zu\n", sizeof(struct X));
}
```

On my machine (Mac OS 10.8.2 x86\_64):

```
$ cc foo.c
$ ./a.out
4
1
12
```

```
$ cc -fpack-struct foo.c
$ ./a.out
4
1
9
```

```
struct X {  
    int a;  
    char b;  
    int c;  
};
```

packed struct

a	a	a	a
b	c	c	c
c			

sizeof(struct X) == 9

memory aligned

a	a	a	a
b	.	.	.
c	c	c	c

sizeof(struct X) == 12

```
struct X {
    int a;
    char b;
    int c;
};
```

packed struct

a	a	a	a
b	c	c	c
c			

`sizeof(struct X) == 9`

memory aligned

a	a	a	a
b	.	.	.
c	c	c	c

`sizeof(struct X) == 12`

Imagine how the assembly code for this snippet would look like:

```
void foo(struct X * x) {
    x->c += 42;
}
```



```
struct X {
    int a;
    char b;
    int c;
};
```

packed struct ?

a	a	a	a
b	c	c	c
c			

sizeof(struct X) == 9

memory aligned ✓

a	a	a	a
b	.	.	.
c	c	c	c

sizeof(struct X) == 12

Imagine how the assembly code for this snippet would look like:

```
void foo(struct X * x) {
    x->c += 42;
}
```

# a few words about memory

```
#include <stdio.h>

struct X {
    int a;
    char b;
    int c;
    char * p;
};

int main(void)
{
    printf("%zu\n", sizeof(int));
    printf("%zu\n", sizeof(char));
    printf("%zu\n", sizeof(char *));
    printf("%zu\n", sizeof(struct X));
}
```

# a few words about memory

```
#include <stdio.h>

struct X {
    int a;
    char b;
    int c;
    char * p;
};

int main(void)
{
    printf("%zu\n", sizeof(int));
    printf("%zu\n", sizeof(char));
    printf("%zu\n", sizeof(char *));
    printf("%zu\n", sizeof(struct X));
}
```

```
$ cc -fpack-struct foo.c
```

# a few words about memory

```
#include <stdio.h>

struct X {
    int a;
    char b;
    int c;
    char * p;
};

int main(void)
{
    printf("%zu\n", sizeof(int));
    printf("%zu\n", sizeof(char));
    printf("%zu\n", sizeof(char *));
    printf("%zu\n", sizeof(struct X));
}
```

```
$ cc -fpack-struct foo.c
$ ./a.out
```

# a few words about memory

```
#include <stdio.h>

struct X {
    int a;
    char b;
    int c;
    char * p;
};

int main(void)
{
    printf("%zu\n", sizeof(int));
    printf("%zu\n", sizeof(char));
    printf("%zu\n", sizeof(char *));
    printf("%zu\n", sizeof(struct X));
}
```

```
$ cc -fpack-struct foo.c
$ ./a.out
4
```

# a few words about memory

```
#include <stdio.h>

struct X {
    int a;
    char b;
    int c;
    char * p;
};

int main(void)
{
    printf("%zu\n", sizeof(int));
    printf("%zu\n", sizeof(char));
    printf("%zu\n", sizeof(char *));
    printf("%zu\n", sizeof(struct X));
}
```

```
$ cc -fpack-struct foo.c
$ ./a.out
4
1
```

# a few words about memory

```
#include <stdio.h>

struct X {
    int a;
    char b;
    int c;
    char * p;
};

int main(void)
{
    printf("%zu\n", sizeof(int));
    printf("%zu\n", sizeof(char));
    printf("%zu\n", sizeof(char *));
    printf("%zu\n", sizeof(struct X));
}
```

```
$ cc -fpack-struct foo.c
$ ./a.out
4
1
8
```

# a few words about memory

```
#include <stdio.h>

struct X {
    int a;
    char b;
    int c;
    char * p;
};

int main(void)
{
    printf("%zu\n", sizeof(int));
    printf("%zu\n", sizeof(char));
    printf("%zu\n", sizeof(char *));
    printf("%zu\n", sizeof(struct X));
}
```

```
$ cc -fpack-struct foo.c
$ ./a.out
4
1
8
17
```



# a few words about memory

```
#include <stdio.h>

struct X {
    int a;
    char b;
    int c;
    char * p;
};

int main(void)
{
    printf("%zu\n", sizeof(int));
    printf("%zu\n", sizeof(char));
    printf("%zu\n", sizeof(char *));
    printf("%zu\n", sizeof(struct X));
}
```

```
$ cc -fpack-struct foo.c
$ ./a.out
4
1
8
17
```

```
$ cc foo.c
```

# a few words about memory

```
#include <stdio.h>

struct X {
    int a;
    char b;
    int c;
    char * p;
};

int main(void)
{
    printf("%zu\n", sizeof(int));
    printf("%zu\n", sizeof(char));
    printf("%zu\n", sizeof(char *));
    printf("%zu\n", sizeof(struct X));
}
```

```
$ cc -fpack-struct foo.c
$ ./a.out
4
1
8
17
```

```
$ cc foo.c
$ ./a.out
```

# a few words about memory

```
#include <stdio.h>

struct X {
    int a;
    char b;
    int c;
    char * p;
};

int main(void)
{
    printf("%zu\n", sizeof(int));
    printf("%zu\n", sizeof(char));
    printf("%zu\n", sizeof(char *));
    printf("%zu\n", sizeof(struct X));
}
```

```
$ cc -fpack-struct foo.c
$ ./a.out
4
1
8
17
```

```
$ cc foo.c
$ ./a.out
4
```

# a few words about memory

```
#include <stdio.h>

struct X {
    int a;
    char b;
    int c;
    char * p;
};

int main(void)
{
    printf("%zu\n", sizeof(int));
    printf("%zu\n", sizeof(char));
    printf("%zu\n", sizeof(char *));
    printf("%zu\n", sizeof(struct X));
}
```

```
$ cc -fpack-struct foo.c
$ ./a.out
4
1
8
17
```

```
$ cc foo.c
$ ./a.out
4
1
```

# a few words about memory

```
#include <stdio.h>

struct X {
    int a;
    char b;
    int c;
    char * p;
};

int main(void)
{
    printf("%zu\n", sizeof(int));
    printf("%zu\n", sizeof(char));
    printf("%zu\n", sizeof(char *));
    printf("%zu\n", sizeof(struct X));
}
```

```
$ cc -fpack-struct foo.c
$ ./a.out
4
1
8
17
```

```
$ cc foo.c
$ ./a.out
4
1
8
```

# a few words about memory

```
#include <stdio.h>

struct X {
    int a;
    char b;
    int c;
    char * p;
};

int main(void)
{
    printf("%zu\n", sizeof(int));
    printf("%zu\n", sizeof(char));
    printf("%zu\n", sizeof(char *));
    printf("%zu\n", sizeof(struct X));
}
```

```
$ cc -fpack-struct foo.c
$ ./a.out
4
1
8
17
```

```
$ cc foo.c
$ ./a.out
4
1
8
24
```

# So what's wrong with this code?

foo.c

```
#include <stdio.h>

int main(void)
{
    int v[] = {0,2,4,6,8};
    int i = 1;
    int n = i + v[++i] + v[++i];
    printf("%d\n", n);
}
```

# So what's wrong with this code?

foo.c

```
#include <stdio.h>

int main(void)
{
    int v[] = {0,2,4,6,8};
    int i = 1;
    int n = i + v[++i] + v[++i];
    printf("%d\n", n);
}
```



It is crap code



# So what's wrong with this code?

foo.c

```
#include <stdio.h>

int main(void)
{
    int v[] = {0,2,4,6,8};
    int i = 1;
    int n = i + v[++i] + v[++i];
    printf("%d\n", n);
}
```

It is crap code

The standard says that  
this is invalid code

# So what's wrong with this code?

foo.c

```
#include <stdio.h>

int main(void)
{
    int v[] = {0,2,4,6,8};
    int i = 1;
    int n = i + v[++i] + v[++i];
    printf("%d\n", n);
}
```

It is crap code

The standard says that  
this is invalid code

Update a variable  
multiple times between  
two semicolons

# So what's wrong with this code?

foo.c

```
#include <stdio.h>

int main(void)
{
    int v[] = {0,2,4,6,8};
    int i = 1;
    int n = i + v[++i] + v[++i];
    printf("%d\n", n);
}
```

It is crap code

The standard says that  
this is invalid code

Update a variable  
multiple times between  
two semicolons

It's undefined behavior because: "Between two sequence points, an object is modified more than once, or is modified and the prior value is read other than to determine the value to be stored the you modify and use the value of a variable twice between sequence points"

# So what's wrong with this code?

foo.c

```
#include <stdio.h>

int main(void)
{
    int v[] = {0,2,4,6,8};
    int i = 1;
    int n = i + v[++i] + v[++i];
    printf("%d\n", n);
}
```

It is crap code

The standard says that  
this is invalid code

Update a variable  
multiple times between  
two semicolons

It's undefined behavior because: "Between two sequence points, an object is modified more than once, or is modified and the prior value is read other than to determine the value to be stored the you modify and use the value of a variable twice between sequence points"

In C (and C++), unlike most other languages, the order in which subexpressions are evaluated and the order in which side effects take place, except as specified for the function-call (), &&, ||, ?:, and comma operators, is unspecified. Therefore the expression

$i + v[++i] + v[++i]$   
does not make sense.

# So what's wrong with this code?

foo.c

```
#include <stdio.h>

int main(void)
{
    int v[] = {0,2,4,6,8};
    int i = 1;
    int n = i + v[++i] + v[++i];
    printf("%d\n", n);
}
```

It is crap code

The standard says that this is invalid code

Update a variable multiple times between two semicolons

It's undefined behavior because: "Between two sequence points, an object is modified more than once, or is modified and the prior value is read other than to determine the value to be stored the you modify and use the value of a variable twice between sequence points"

In C (and C++), unlike most other languages, the order in which subexpressions are evaluated and the order in which side effects take place, except as specified for the function-call (), &&, ||, ?.:, and comma operators, is unspecified. Therefore the expression

`i + v[++i] + v[++i]`  
does not make sense.

# So what's wrong with this code?

foo.c

```
#include <stdio.h>

int main(void)
{
    int v[] = {0,2,4,6,8};
    int i = 1;
    int n = i + v[++i] + v[++i];
    printf("%d\n", n);
}
```

It is crap code

The standard says that this is invalid code

Update a variable multiple times between two semicolons

It's undefined behavior because: "Between two sequence points, an object is modified more than once, or is modified and the prior value is read other than to determine the value to be stored the you modify and use the value of a variable twice between sequence points"

In C (and C++), unlike most other languages, the order in which subexpressions are evaluated and the order in which side effects take place, except as specified for the function-call (), &&, ||, ?:, and comma operators, is unspecified. Therefore the expression

`i + v[++i] + v[++i]`  
does not make sense.

# So what's wrong with this code?


foo.c


```
#include <stdio.h>

int main(void)
{
    int v[] = {0,2,4,6,8};
    int i = 1;
    int n = i + v[++i] + v[++i];
    printf("%d\n", n);
}
```


It is crap code

The standard says that this is invalid code

Update a variable  multiple times between two semicolons

It's undefined behavior because: "Between two sequence points, an object is modified more than once, or is modified and the prior value is read other than to determine the value to be stored the you modify and use the value of a variable twice between sequence points" 

In C (and C++), unlike most other languages, the order in which subexpressions are evaluated and the order in which side effects take place, except as specified for the function-call (), &&, ||, ?.:, and comma operators, is unspecified. Therefore the expression

`i + v[++i] + v[++i]`  
does not make sense. 

# So what's wrong with this code?

foo.c

```
#include <stdio.h>

int main(void)
{
    int v[] = {0,2,4,6,8};
    int i = 1;
    int n = i + v[++i] + v[++i];
    printf("%d\n", n);
}
```

It is crap code

The standard says that this is invalid code ?

Update a variable multiple times between two semicolons ✖

It's undefined behavior because: "Between two sequence points, an object is modified more than once, or is modified and the prior value is read other than to determine the value to be stored the you modify and use the value of a variable twice between sequence points" ✓

In C (and C++), unlike most other languages, the order in which subexpressions are evaluated and the order in which side effects take place, except as specified for the function-call (), &&, ||, ?:, and comma operators, is unspecified. Therefore the expression

`i + v[++i] + v[++i]`  
does not make sense. ★



# So what's wrong with this code?


foo.c


```
#include <stdio.h>

int main(void)
{
    int v[] = {0,2,4,6,8};
    int i = 1;
    int n = i + v[++i] + v[++i];
    printf("%d\n", n);
}
```


It is crap code 

The standard says that this is invalid code 

Update a variable multiple times between two semicolons 

It's undefined behavior because: "Between two sequence points, an object is modified more than once, or is modified and the prior value is read other than to determine the value to be stored the you modify and use the value of a variable twice between sequence points" 

In C (and C++), unlike most other languages, the order in which subexpressions are evaluated and the order in which side effects take place, except as specified for the function-call (), &&, ||, ?:, and comma operators, is unspecified. Therefore the expression

`i + v[++i] + v[++i]`  
does not make sense. 

**But, seriously, who is releasing code with undefined behavior?**

But, seriously, who is releasing code with undefined behavior?



But, seriously, who is releasing code with undefined behavior?



But, seriously, who is releasing code with undefined behavior?



But, seriously, who is releasing code with undefined behavior?



But, seriously, who is releasing code with undefined behavior?







# But, seriously, who is releasing code with undefined behavior?

snippet from pftn.c in pcc 1.0.0.RELEASE 20110221

```
....
    /* if both are imag, store value, otherwise store 0.0 */
    if (!(li && ri)) {
        tfree(r);
        r = bcon(0);
    }
    p = buildtree(ASSIGN, l, r);
    p->n_type = p->n_type += (FIMAG-FLOAT);
.....
```

# But, seriously, who is releasing code with undefined behavior?

snippet from pftn.c in pcc 1.0.0.RELEASE 20110221

```
....
    /* if both are imag, store value, otherwise store 0.0 */
    if (!(li && ri)) {
        tfree(r);
        r = bcon(0);
    }
    p = buildtree(ASSIGN, l, r);
    p->n_type = p->n_type += (FIMAG-FLOAT); ←
.....
```

# But, seriously, who is releasing code with undefined behavior?

snippet from pftn.c in pcc 1.0.0.RELEASE 20110221

```
....  
    /* if both are imag, store value, otherwise store 0.0 */  
    if (!(li && ri)) {  
        tfree(r);  
        r = bcon(0);  
    }  
    p = buildtree(ASSIGN, l, r);  
    p->n_type = p->n_type += (FIMAG-FLOAT); ←  
.....
```

It's undefined behavior because: "Between two sequence points, an object is modified more than once, or is modified and the prior value is read other than to determine the value to be stored the you modify and use the value of a variable twice between sequence points"

C and C++ are not really high level languages, they are more like portable assemblers. When programming in C and C++ you *must* have a understanding of what happens under the hood! And if you don't have a decent understanding of it, then you are doomed to create lots of bugs...



C and C++ are not really high level languages, they are more like portable assemblers. When programming in C and C++ you *must* have a understanding of what happens under the hood! And if you don't have a decent understanding of it, then you are doomed to create lots of bugs...



But if you *do* have a useful mental model of what happens under the hood, then...



<http://www.sharpshirter.com/assets/images/sharkpunchashgrey1.jpg>



# The spirit of C

## **trust the programmer**

- let them do what needs to be done
- the programmer is in charge not the compiler

## **keep the language small and simple**

- small amount of code → small amount of assembler
- provide only one way to do an operation
- new inventions are not entertained

## **make it fast, even if its not portable**

- target efficient code generation
- int preference, int promotion rules
- sequence points, maximum leeway to compiler

## **rich expression support**

- lots of operators
- expressions combine into larger expressions